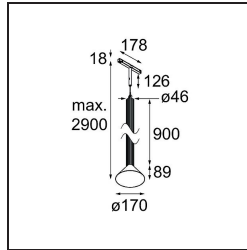


Date
Customer
Project
Type

*Extruded Track 48V Suspended 46 900 1x LED 2700K Flood 1-10V Blue Anodised - Blue Brushed Anodised*



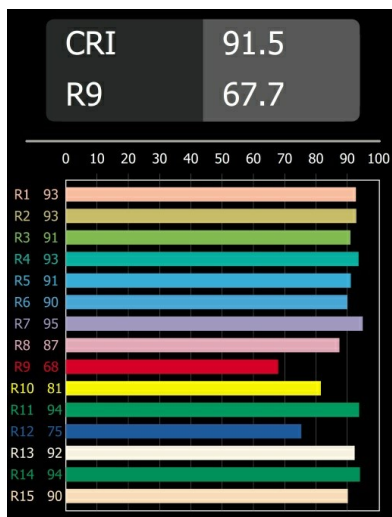
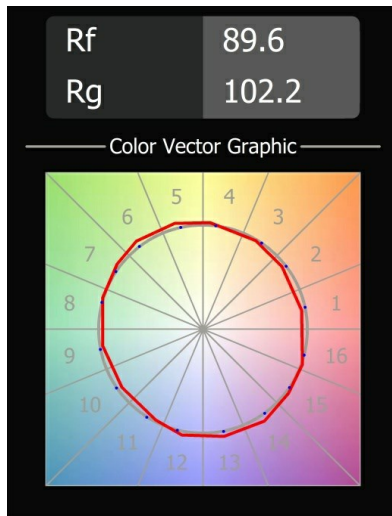
This statement luminaire loves to play with light when it's on and when it's off. Its strong lines bring vertical structure to your space. The grooves along the shaft tell a different tale, every time the surrounding light changes. A cone-shape lampshade offers glare-free, intimate, accent light. Extruded is made for exchange. People to people, light to shadow.



### Specifications

Material	13691240
Light Source Type	LED
LED Type	BRIDGELUX V6 HD G8
LED technology	LED COB
CRI	Min. 90
Colour Temperature	2700K
Lifetime	L80B10 @50,000 Hours
Lamp Included	Yes
Number of Light Sources	1
CIE flux code	99 100 100 100 71
Binning (SDCM)	2
Light Direction	Down
Optic	Reflector
Measured beam angle (°)	43.9
Input Voltage	48Vdc
Luminaire power (W)	8.5
Electrical Class	III
IP Rating	20
Glow wire rating (°C)	960
Dimming Protocol	1-10V
Indoor/Outdoor	Indoor
Application	Ceiling
Mounting	Suspended
Distance to Lighted Object (m)	0,1
Primary Colour & Primary Finish	Blue, Anodised
Secondary Colour & Secondary Finish	Blue, Brushed Anodised
Gross weight (g)	2485.0
Delivered lumens (lm)	686
Efficacy (lm/W)	81
Glare rating	23
Remark	<ul style="list-style-type: none"> <li>• This is not a complete product. Pista track 48V system required.</li> <li>• For installations without dimmer, it is recommended to use 1-10 V luminaires.</li> </ul>

### TM30 & CRI diagram



### Light distribution & beam diagram

