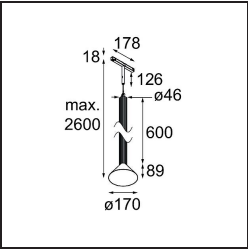


Date
Customer
Project
Type

*Extruded Track 48V Suspended 46 600 1x LED 1800-3000K WD Flood DALI Champagne Anodised - Black Brushed*  
*Anodised*



This statement luminaire loves to play with light when it's on and when it's off. Its strong lines bring vertical structure to your space. The grooves along the shaft tell a different tale, every time the surrounding light changes. A cone-shape lampshade offers glare-free, intimate, accent light. Extruded is made for exchange. People to people, light to shadow.



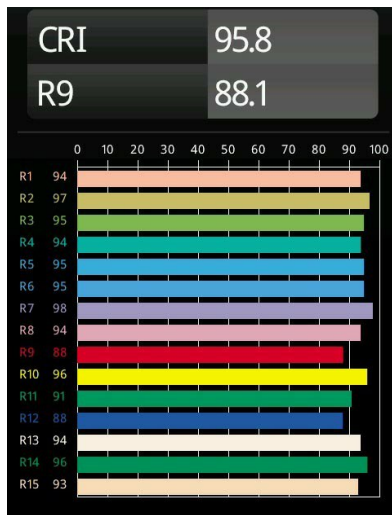
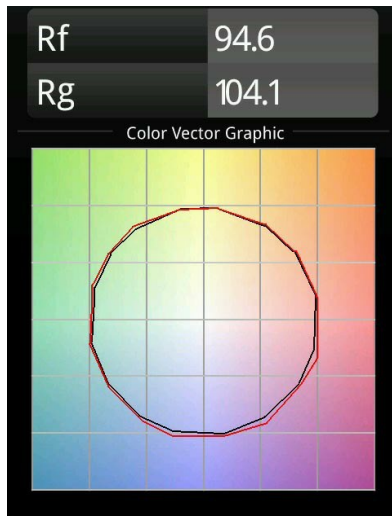
**Specifications**

Material	13691131
Light Source Type	LED
LED Type	BRIDGELUX WARMDIM 6W
LED technology	LED COB
CRI	Min. 95
Colour Temperature	1800-3000K (Warm Dim)
Lifetime	L80B10 @50,000 Hours
Lamp Included	Yes
Number of Light Sources	1
CIE flux code	98 100 100 100 77
Binning (SDCM)	3
Light Direction	Down
Optic	Reflector
Measured beam angle (°)	46.1
Input Voltage	48Vdc
Luminaire power (W)	6.0
Electrical Class	III
IP Rating	20
Glow wire rating (°C)	960
Dimming Protocol	DALI
DALI Standard	DALI-2
Indoor/Outdoor	Indoor
Application	Ceiling
Mounting	Suspended
Distance to Lighted Object (m)	0,1
Primary Colour & Primary Finish	Champagne, Anodised
Secondary Colour & Secondary Finish	Black, Brushed Anodised
Gross weight (g)	1910.0
Luminous flux per lamp (lm)	388
Efficacy (lm/W)	65
Glare rating	22
Remark	• This is not a complete product. Pista track 48V system required.



- For installations without dimmer, it is recommended to use 1-10 V luminaires.
-

### TM30 & CRI diagram



### Light distribution & beam diagram

