MODULAR LIGHTING — INSTRUMENTS

Date	
Customer	
Project	
Type	

Extruded Track 48V Suspended 46 600 1x LED 3000K Flood DALI Champagne Anodised - Black Brushed Anodised

This statement luminaire loves to play with light when it's on and when it's off. Its strong lines bring vertical structure to your space. The grooves along the shaft tell a different tale, every time the surrounding light changes. A cone-shape lampshade offers glare-free, intimate, accent light. Extruded is made for exchange. People to people, light to shadow.

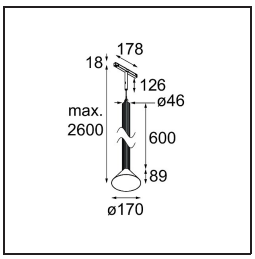

Specifications

Material	13691031
Light Source Type	LED
LED Type	BRIDGELUX V6 HD G8
LED technology	LED COB
CRI	Min. 90
Colour Temperature	3000K
Lifetime	L80B10 @50,000 Hours
Lamp Included	Yes
Number of Light Sources	1
CIE flux code	99 100 100 100 74
Binning (SDCM)	2
Light Direction	Down
Optic	Reflector
Measured beam angle (°)	41.9
Input Voltage	48Vdc
Luminaire power (W)	8.5
Electrical Class	III
IP Rating	20
Glow wire rating (°C)	960
Dimming Protocol	DALI
DALI Standard	DALI-2
Indoor/Outdoor	Indoor
Application	Ceiling
Mounting	Suspended
Distance to Lighted Object (m)	0,1
Primary Colour & Primary Finish	Champagne, Anodised
Secondary Colour & Secondary Finish	Black, Brushed Anodised
Gross weight (g)	1910.0
Luminous flux per lamp (lm)	731
Efficacy (lm/W)	86
Glare rating	24

Modular L.I. reserves the right to alter material, dimensions and characteristics without prior notice. Lighting technology changes rapidly
Latest datasheet and documentation available on www.supermodular.com - 2026-06-09, 09:55:30 PM - ©Modular Lighting Instruments

Remark	• This is not a complete product. Pista track 48V system required. • For installations without dimmer, it is recommended to use 1-10 V luminaires.

Modular L.I. reserves the right to alter material, dimensions and characteristics without prior notice. Lighting technology changes rapidly
Latest datasheet and documentation available on www.supermodular.com - 2026-06-09, 09:55:30 PM - ©Modular Lighting Instruments

TM30 & CRI diagram

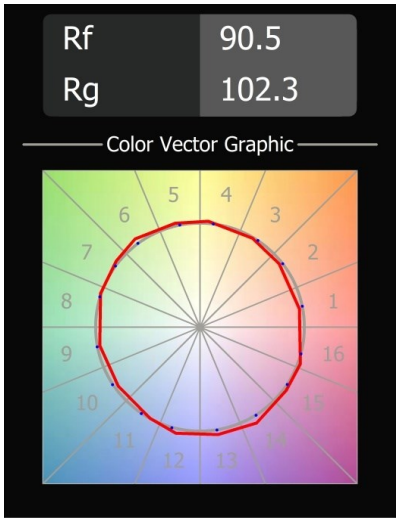

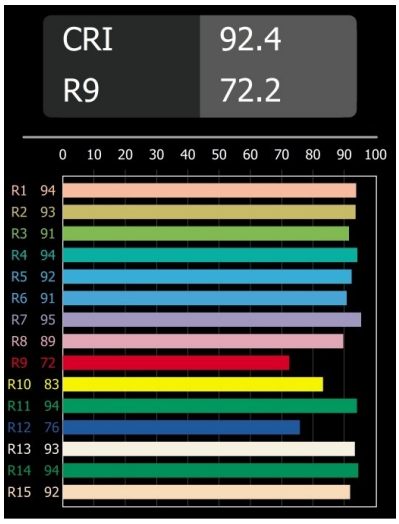
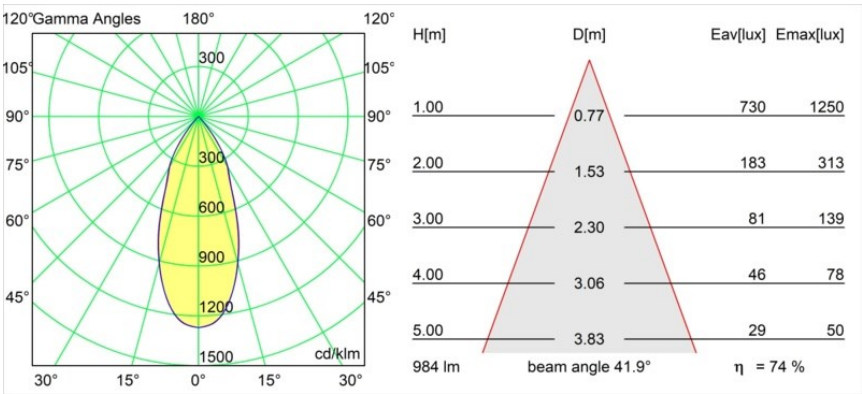
Light distribution & beam diagram