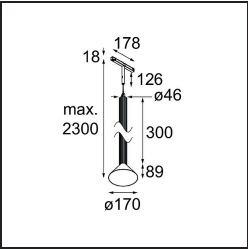


Date
Customer
Project
Type

Extruded Track 48V Suspended 46 300 1x LED 3000K Flood 1-10V Champagne Anodised - Champagne Brushed Anodised



This statement luminaire loves to play with light when it's on and when it's off. Its strong lines bring vertical structure to your space. The grooves along the shaft tell a different tale, every time the surrounding light changes. A cone-shape lampshade offers glare-free, intimate, accent light. Extruded is made for exchange. People to people, light to shadow.

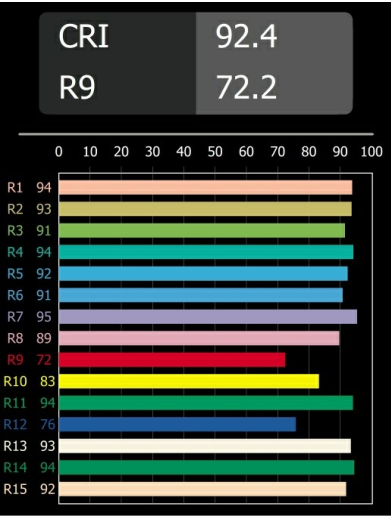


Specifications

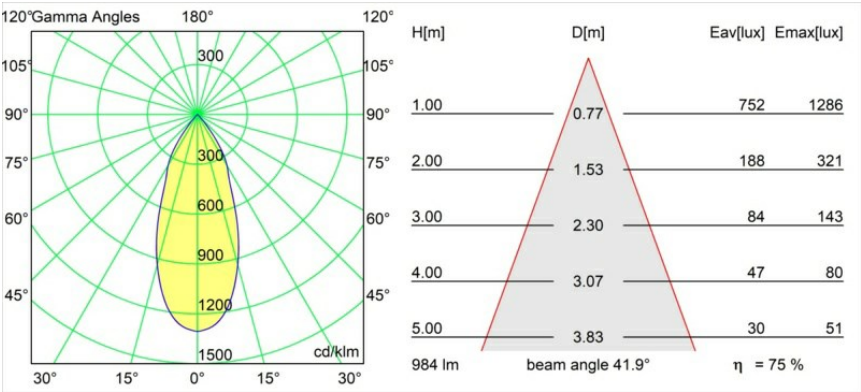
Material	13690134
Light Source Type	LED
LED Type	BRIDGELUX V6 HD G8
LED technology	LED COB
CRI	Min. 90
Colour Temperature	3000K
Lifetime	L80B10 @50,000 Hours
Lamp Included	Yes
Number of Light Sources	1
CIE flux code	98 100 100 100 76
Binning (SDCM)	2
Light Direction	Down
Optic	Reflector
Measured beam angle (°)	41.9
Input Voltage	48Vdc
Luminaire power (W)	8.5
Electrical Class	III
IP Rating	20
Glow wire rating (°C)	960
Dimming Protocol	1-10V
Indoor/Outdoor	Indoor
Application	Ceiling
Mounting	Suspended
Distance to Lighted Object (m)	0,1
Primary Colour & Primary Finish	Champagne, Anodised
Secondary Colour & Secondary Finish	Champagne, Brushed Anodised
Gross weight (g)	1280.0
Luminous flux per lamp (lm)	746
Efficacy (lm/W)	88
Glare rating	24
Remark	<ul style="list-style-type: none">• This is not a complete product. Pista track 48V system required.• For installations without dimmer, it is

recommended to use 1-10 V luminaires.

TM30 & CRI diagram



Light distribution & beam diagram



Diagrams