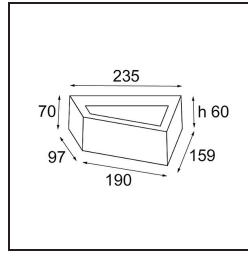


Date
Customer
Project
Type

*Bold Wall Up/Down 1x LED 2700K Trailing Edge DI White Structure*

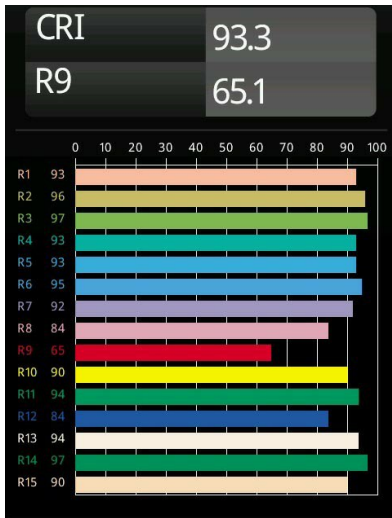
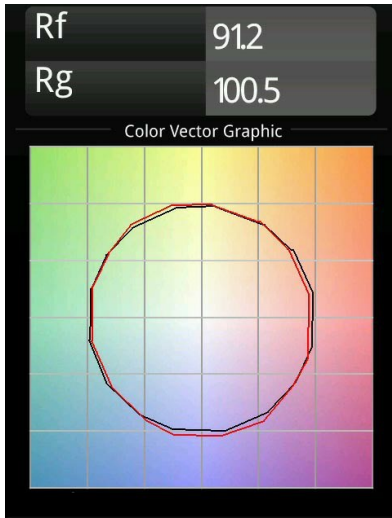


**Specifications**

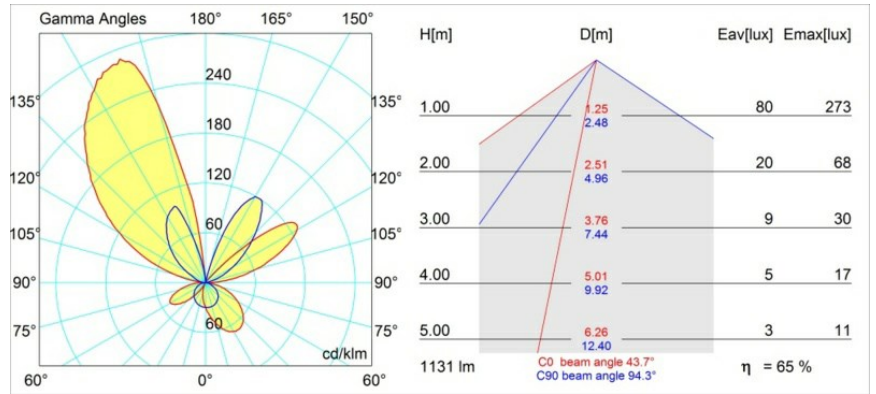
Material	14251009
Light Source Type	LED
LED Type	BOLD - TCI LED
LED technology	LED PCB
CRI	Min. 90
Colour Temperature	2700K
Lifetime	L80B20 @50,000 Hours
Lamp Included	Yes
Number of Light Sources	1
Binning (SDCM)	3
Light Direction	Up/Down
Input Voltage	230V
Luminaire power (W)	11.0
Electrical Class	I
IP Rating	20
Glow wire rating (°C)	960
Dimming Protocol	Trailing Edge
Indoor/Outdoor	Indoor
Application	Wall
Mounting	Surface
Adjustability	Not Applicable
Distance to Lighted Object (m)	0,1
Primary Colour & Primary Finish	White, Structure
Gross weight (g)	1625.0
Delivered lumens (lm)	745
Efficacy (lm/W)	67
Glare rating	23

Inspired by the works of Escher, designed by Rotterdam-based design Studio Kees, Bold is a statement wall luminaire with indirect light that manipulates perspective to blend in and stand out at the same time. Strong lines, oblique angles, an element of motion and a hidden source of light make Bold a true statement light.

**TM30 & CRI diagram**



**Light distribution & beam diagram**



Diagrams