

| |
|----------|
| Date |
| Customer |
| Project |
| Type |

K 77 Recessed Adjustable 77 lx LED 2700K Medium Trailing Edge RD White Structure



Specifications

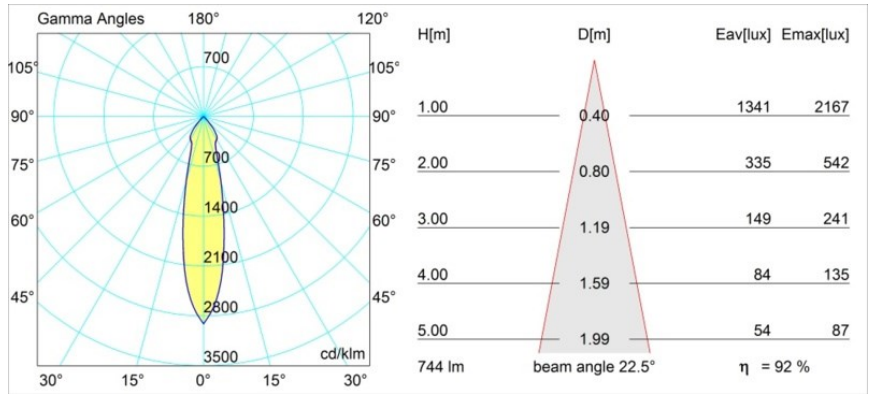
| | |
|---------------------------------|----------------------|
| Material | 14051109 |
| Light Source Type | LED |
| LED Type | BRIDGELUX V8G8 |
| LED technology | LED COB |
| CRI | Min. 90 |
| Colour Temperature | 2700K |
| Lifetime | L90B10 @50,000 Hours |
| Lamp Included | Yes |
| Number of Light Sources | 1 |
| CIE flux code | 93 98 99 100 92 |
| Binning (SDCM) | 2 |
| Light Direction | Down |
| Optic | Reflector |
| Measured beam angle (°) | 22.5 |
| Input Voltage | 230V |
| Luminaire power (W) | 9.5 |
| Electrical Class | II |
| IP Rating | 20 |
| Glow wire rating (°C) | 960 |
| Dimming Protocol | Trailing Edge |
| Indoor/Outdoor | Indoor |
| Application | Ceiling, Wall |
| Mounting | Recessed |
| Cut-out size (mm) | ø70 |
| Mounting depth (mm) | 60.0 |
| Adjustability | H 360° V -30°/+30° |
| Distance to Lighted Object (m) | 0,1 |
| Primary Colour & Primary Finish | White, Structure |
| Gross weight (g) | 307.0 |
| Luminous flux per lamp (lm) | 687 |
| Efficacy (lm/W) | 72 |
| Glare rating | 22 |

Every project needs a spotlight for general lighting. K is our suggestion for those who like to keep things simple yet flexible. K comes in two sizes, 80ø and 89ø mm, with a flat or sloping edge, in aluminium, or with a white or black structure. Available with halogen and LED. Choose the directional model for a greater interplay of light and more versatility.

TM30 & CRI diagram

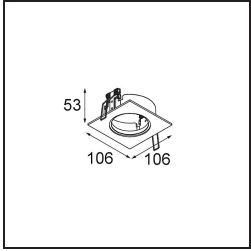


Light distribution & beam diagram

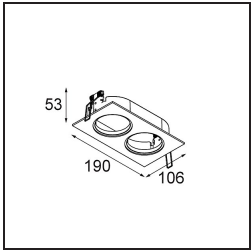


Diagrams

Decorative Accessories



14052009 K-Set 77 1x White Structure
14052032 K-Set 77 1x Black Structure

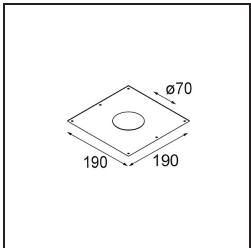


14052109 K-Set 77 2x White Structure
14052132 K-Set 77 2x Black Structure

Installation Accessories



10889830 Installation Housing 192x190x130



12290130 Plaster Kit 190X190 - 70 1x

Choose a required accessory