

Date
Customer
Project
Type

K 72 Recessed 72 lx IP55 LED 2700K Medium Trailing Edge RD White Structure



Specifications

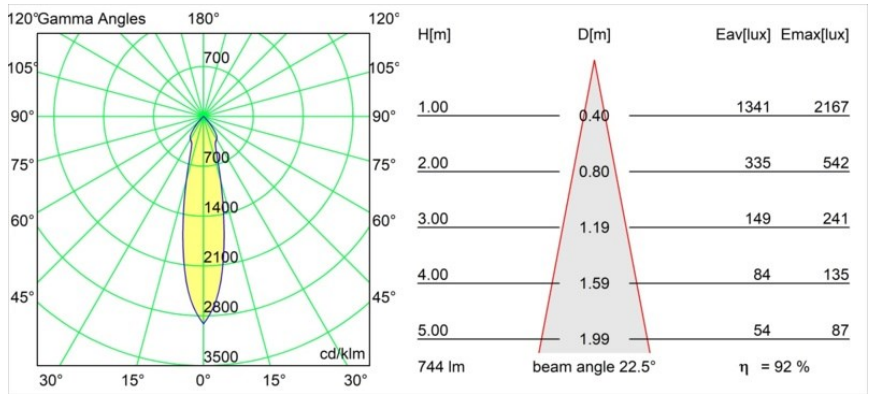
Material	14041109
Light Source Type	LED
LED Type	BRIDGELUX V8G8
LED technology	LED COB
CRI	Min. 90
Colour Temperature	2700K
Lifetime	L90B10 @50,000 Hours
Lamp Included	Yes
Number of Light Sources	1
CIE flux code	93 98 99 100 92
Binning (SDCM)	2
Light Direction	Down
Optic	Reflector
Measured beam angle (°)	22.5
Input Voltage	230V
Luminaire power (W)	9.5
Electrical Class	II
IP Rating	55
Glow wire rating (°C)	960
Dimming Protocol	Trailing Edge
Indoor/Outdoor	Indoor
Application	Ceiling, Wall
Mounting	Recessed
Cut-out size (mm)	ø65
Mounting depth (mm)	60.0
Adjustability	Not Applicable
Distance to Lighted Object (m)	0,1
Primary Colour & Primary Finish	White, Structure
Gross weight (g)	288.0
Luminous flux per lamp (lm)	687
Efficacy (lm/W)	72
Glare rating	22

Every project needs a spotlight for general lighting. K is our suggestion for those who like to keep things simple yet flexible. K comes in two sizes, 80ø and 89ø mm, with a flat or sloping edge, in aluminium, or with a white or black structure. Available with halogen and LED. Choose the directional model for a greater interplay of light and more versatility.

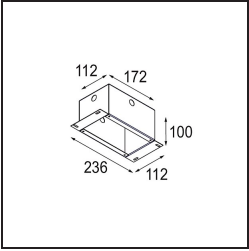
TM30 & CRI diagram



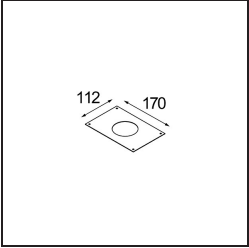
Light distribution & beam diagram



Installation Accessories



10490330 Installation Housing 172x112x100



12291330 Plaster Kit 170x112 - 65 1x

Choose a required accessory