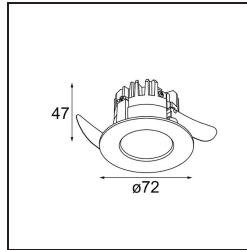


Date
Customer
Project
Type

K 72 Recessed 72 lx IP55 LED 4000K Medium Trailing Edge RD Black Structure



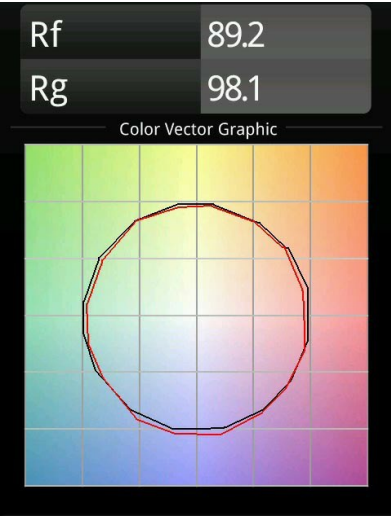
Every project needs a spotlight for general lighting. K is our suggestion for those who like to keep things simple yet flexible. K comes in two sizes, 80 and 89 mm, with a flat or sloping edge, in aluminium, or with a white or black structure. Available with halogen and LED. Choose the directional model for a greater interplay of light and more versatility.



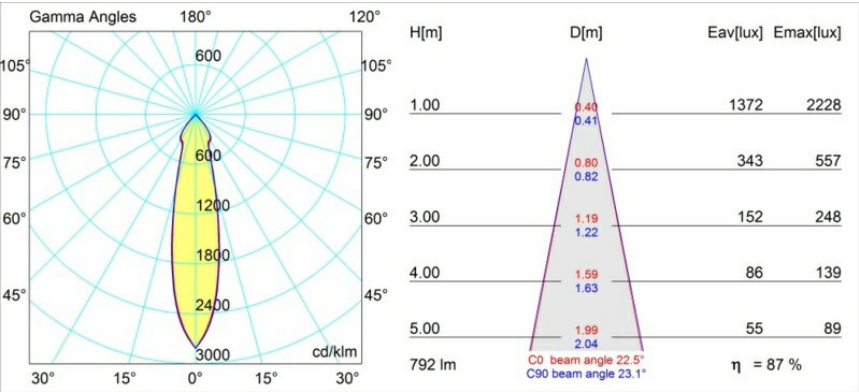
Specifications

Material	14041732
Light Source Type	LED
LED Type	BRIDGELUX V8G6
LED technology	LED COB
CRI	Min. 90
Colour Temperature	4000K
Lifetime	L80B20 @50,000 Hours
Lamp Included	Yes
Number of Light Sources	1
Binning (SDCM)	3
Light Direction	Down
Optic	Reflector
Measured beam angle (°)	22.5
Input Voltage	230V
Luminaire power (W)	12.0
Electrical Class	II
IP Rating	55
Glow wire rating (°C)	960
Dimming Protocol	Trailing Edge
Indoor/Outdoor	Indoor
Application	Ceiling, Wall
Mounting	Recessed
Cut-out size (mm)	ø65
Mounting depth (mm)	60.0
Adjustability	Not Applicable
Distance to Lighted Object (m)	0,1
Primary Colour & Primary Finish	Black, Structure
Gross weight (g)	189.0
Delivered lumens (lm)	690
Efficacy (lm/W)	57
Glare rating	21

TM30 & CRI diagram



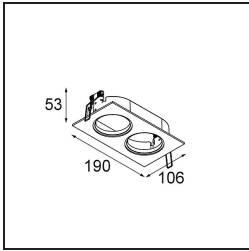
Light distribution & beam diagram



Decorative Accessories

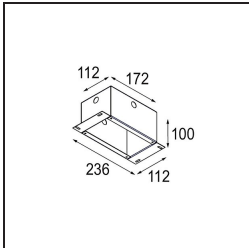


14042009 K-Set 72 1x White Structure
14042032 K-Set 72 1x Black Structure

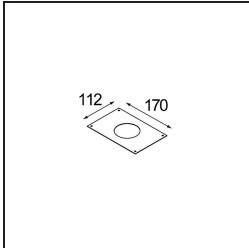


14042109 K-Set 72 2x White Structure
14042132 K-Set 72 2x Black Structure

Installation Accessories



10490330 Installation Housing 172x112x100



12291330 Plaster Kit 170x112 - 65 1x

Choose a required accessory