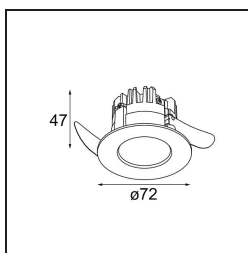


## K 72 Recessed 72 lx IP55 LED 3000K Medium Trailing Edge RD Black Structure



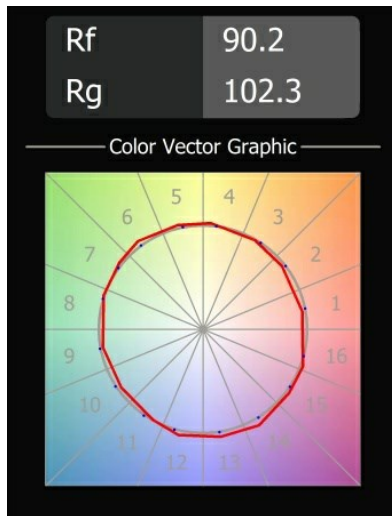
Every project needs a spotlight for general lighting. K is our suggestion for those who like to keep things simple yet flexible. K comes in two sizes, 80 and 89 mm, with a flat or sloping edge, in aluminium, or with a white or black structure. Available with halogen and LED. Choose the directional model for a greater interplay of light and more versatility.



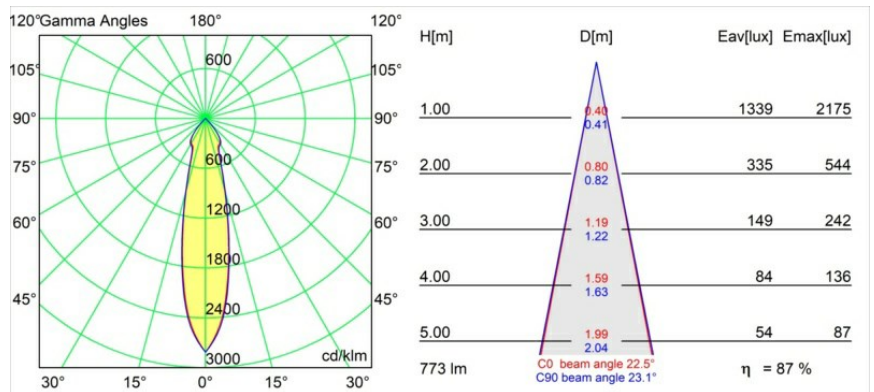
### Specifications

Material	14041432
Light Source Type	LED
LED Type	BRIDGELUX V8G8
LED technology	LED COB
CRI	Min. 90
Colour Temperature	3000K
Lifetime	L90B10 @50,000 Hours
Lamp Included	Yes
Number of Light Sources	1
CIE flux code	95 100 100 100 87
Binning (SDCM)	2
Light Direction	Down
Optic	Reflector
Measured beam angle (°)	22.5
Input Voltage	230V
Luminaire power (W)	9.5
Electrical Class	II
IP Rating	55
Glow wire rating (°C)	960
Dimming Protocol	Trailing Edge
Indoor/Outdoor	Indoor
Application	Ceiling, Wall
Mounting	Recessed
Cut-out size (mm)	ø65
Mounting depth (mm)	60.0
Adjustability	Not Applicable
Distance to Lighted Object (m)	0,1
Primary Colour & Primary Finish	Black, Structure
Gross weight (g)	189.0
Luminous flux per lamp (lm)	673
Efficacy (lm/W)	71
Glare rating	21

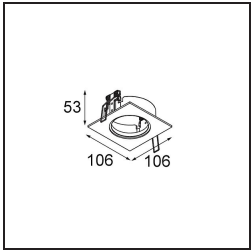
**TM30 & CRI diagram**



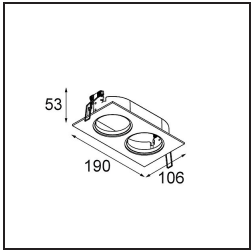
**Light distribution & beam diagram**



### Decorative Accessories

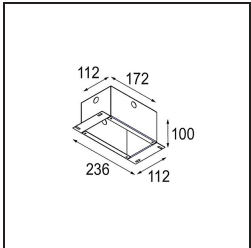


**14042009** K-Set 72 1x White Structure  
**14042032** K-Set 72 1x Black Structure

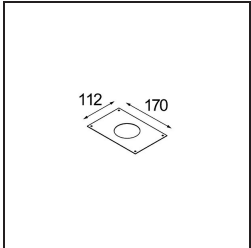


**14042109** K-Set 72 2x White Structure  
**14042132** K-Set 72 2x Black Structure

### Installation Accessories



**10490330** Installation Housing 172x112x100



**12291330** Plaster Kit 170x112 - 65 1x

Choose a required accessory