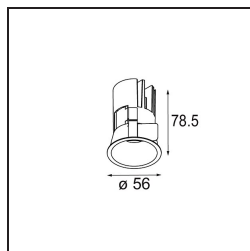



Date
Customer
Project
Type

Minude Recessed 56 1x IP54 LED 2700K Medium DE White Structure



Specifications

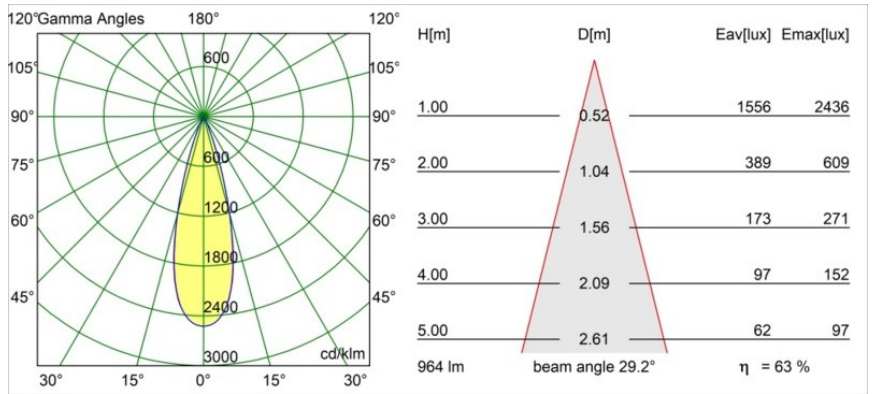
Material	13650009
Light Source Type	LED
LED Type	BRIDGELUX V6 HD G7
LED technology	LED COB
CRI	Min. 90
Colour Temperature	2700K
Lifetime	L80B10 @50,000 Hours
Lamp Included	Yes
Number of Light Sources	1
CIE flux code	98 99 100 100 64
Binning (SDCM)	2
Light Direction	Down
Optic	Lens
Measured beam angle (°)	29.0
Input Voltage	Constant Current Driver Required
Electrical Class	III
IP Rating	54
Glow wire rating (°C)	960
Indoor/Outdoor	Indoor
Application	Ceiling, Wall
Mounting	Recessed
Cut-out size (mm)	ø51
Mounting depth (mm)	100.0
Adjustability	Not Applicable
Distance to Lighted Object (m)	0,1
Primary Colour & Primary Finish	White, Structure
Gross weight (g)	190.0
Drive current (mA)	350 500
Min. forward voltage (Vf)	14,8 15,2
Max. forward voltage (Vf)	18,0 18,6
Connected load (W)	5,7 8,5
Luminous flux per lamp (lm)	457 617
Efficacy (lm/W)	80 73
Glare rating	12 14

Minude's yogic flexibility will surprise you about as much as its bare, cylindrical design. Express a refined and minimalistic look & feel on walls, on high or low ceilings. Try more than one Minude on our Pista track or on our redesigned Modupoint LED. Its long string of colours and miniature size will make a big impression.

TM30 & CRI diagram



Light distribution & beam diagram



Installation Accessories



12293830 Plaster Kit 51 1x



11624030 Installation Housing 140x250x100x210



12292630 Gypsum Fibreboard 150x150

Choose a required accessory