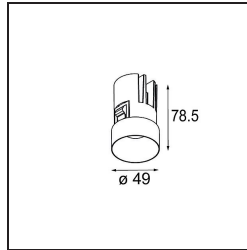


| |
|----------|
| Date |
| Customer |
| Project |
| Type |

Minude Recessed Trimless 49 1x IP54 LED 2700K Medium DE White Structure



Minude's yogic flexibility will surprise you about as much as its bare, cylindrical design. Express a refined and minimalistic look & feel on walls, on high or low ceilings. Try more than one Minude on our Pista track or on our redesigned Modupoint LED. Its long string of colours and miniature size will make a big impression.



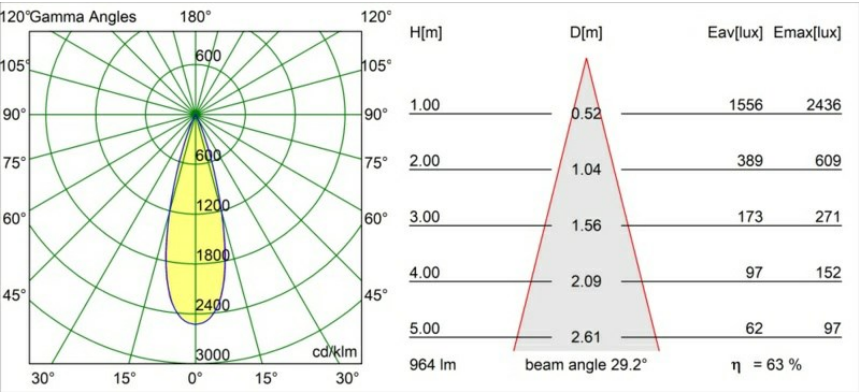
Specifications

| | |
|---------------------------------|--|
| Material | 13640009 |
| Light Source Type | LED |
| LED Type | BRIDGELUX V6 HD G7 |
| LED technology | LED COB |
| CRI | Min. 90 |
| Colour Temperature | 2700K |
| Lifetime | L80B10 @50,000 Hours |
| Lamp Included | Yes |
| Number of Light Sources | 1 |
| CIE flux code | 98 99 100 100 64 |
| Binning (SDCM) | 2 |
| Light Direction | Down |
| Optic | Lens |
| Measured beam angle (°) | 29.0 |
| Input Voltage | Constant Current Driver Required |
| Electrical Class | III |
| IP Rating | 54 |
| Glow wire rating (°C) | 960 |
| Indoor/Outdoor | Indoor |
| Application | Ceiling, Wall |
| Mounting | Recessed |
| Cut-out size (mm) | ø79 for use with recessed or concrete ring |
| Mounting depth (mm) | 100.0 |
| Adjustability | Not Applicable |
| Distance to Lighted Object (m) | 0,1 |
| Primary Colour & Primary Finish | White, Structure |
| Gross weight (g) | 190.0 |
| Drive current (mA) | 350 500 |
| Min. forward voltage (Vf) | 14,8 15,2 |
| Max. forward voltage (Vf) | 18,0 18,6 |
| Connected load (W) | 5,7 8,5 |
| Delivered lumens (lm) | 457 617 |
| Efficacy (lm/W) | 80 73 |
| Glare rating | 12 14 |

TM30 & CRI diagram

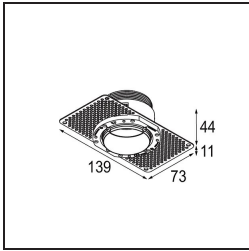


Light distribution & beam diagram

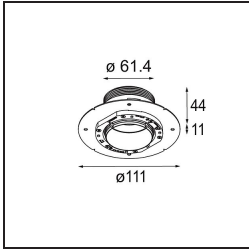


Diagrams

Installation Accessories



13642030 Ring Recessed Trimless 50 1x



13642130 Concrete Ring 50 Standard Installation Housing

Choose a required accessory