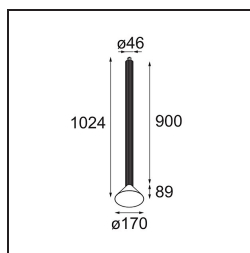


Date
Customer
Project
Type

Extruded Suspended 46 900 1x LED 2700K Flood DE Grey White Structure - Grey White Matt



Specifications

Material	13520636
Light Source Type	LED
LED Type	BRIDGELUX V6 HD G7
LED technology	LED COB
CRI	Min. 90
Colour Temperature	2700K
Lifetime	L80B10 @50,000 Hours
Lamp Included	Yes
Number of Light Sources	1
CIE flux code	98 100 100 100 73
Binning (SDCM)	2
Light Direction	Down
Optic	Reflector
Measured beam angle (°)	42.3
Input Voltage	Constant Current Driver Required
Electrical Class	III
IP Rating	20
Glow wire rating (°C)	960
Indoor/Outdoor	Indoor
Application	Ceiling
Mounting	Suspended
Adjustability	Not Applicable
Distance to Lighted Object (m)	0,1
Primary Colour & Primary Finish	Grey White, Structure
Secondary Colour & Secondary Finish	Grey White, Matt
Gross weight (g)	2365.0
Drive current (mA)	350 500
Min. forward voltage (Vf)	14,8 15,2
Max. forward voltage (Vf)	18,0 18,6
Connected load (W)	5,7 8,5
Luminous flux per lamp (lm)	522 704
Efficacy (lm/W)	92 83
Glare rating	22 23

This statement luminaire loves to play with light when it's on and when it's off. Its strong lines bring vertical structure to your space. The grooves along the shaft tell a different tale, every time the surrounding light changes. A cone-shape lampshade offers glare-free, intimate, accent light. Extruded is made for exchange. People to people, light to shadow.

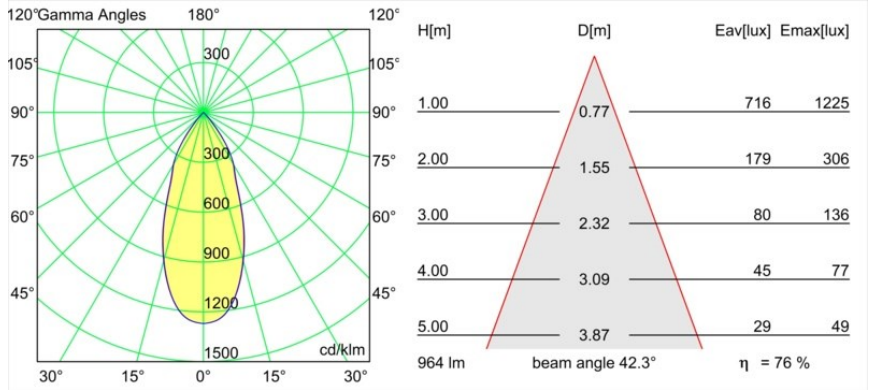
Remark

- Suspension kit not included
 - Suspension kit not included
 - Longer suspension cable on request (standard length is 2 meter)
 - When used in combination with Kompas Round Surface: Suspension Point for Kompas required.
 - This is not a complete product. Suspension kit required.
-

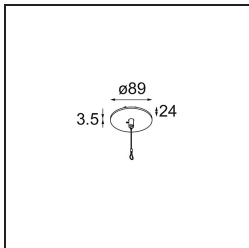
TM30 & CRI diagram



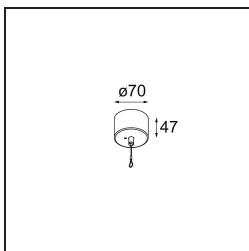
Light distribution & beam diagram



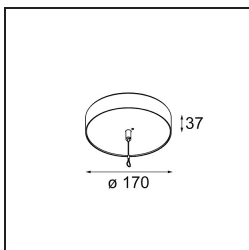
Installation Accessories



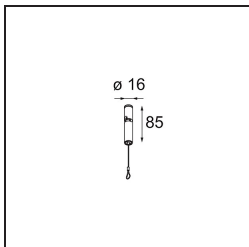
- **13523032** Power Feed and Suspension Canopy Semi-Recessed Round 2P Extruded DE (Incl. Suspension Cable 2000) Black Structure
- **13523036** Power Feed and Suspension Canopy Semi-Recessed Round 2P Extruded DE (Incl. Suspension Cable 2000) Grey White Matt



- **13523132** Power Feed and Suspension Canopy Surface Round 2P Extruded DE (Incl. Suspension Cable 2000) Black Structure
- **13523136** Power Feed and Suspension Canopy Surface Round 2P Extruded DE (Incl. Suspension Cable 2000) Grey White Structure



- **13523232** Power Feed and Suspension Canopy Surface Round Extruded Trailing Edge DI 500mA (Incl. Suspension Cable 2000) Black Structure
- **13523236** Power Feed and Suspension Canopy Surface Round Extruded Trailing Edge DI 500mA (Incl. Suspension Cable 2000) Grey White Matt
- **13523332** Power Feed and Suspension Canopy Surface Round Extruded 1-10V DI (Incl. Suspension Cable 2000) Black Structure
- **13523336** Power Feed and Suspension Canopy Surface Round Extruded 1-10V DI (Incl. Suspension Cable 2000) Grey White Matt
- **13523432** Power Feed and Suspension Canopy Surface Round Extruded DALI DI (Incl. Suspension Cable 2000) Black Structure
- **13523436** Power Feed and Suspension Canopy Surface Round Extruded DALI DI (Incl. Suspension Cable 2000) Grey White Matt
- **13523532** Power Feed and Suspension Canopy Surface Round Extruded Casambi DI (Incl. Suspension Cable 2000) Black Structure
- **13523536** Power Feed and Suspension Canopy Surface Round Extruded Casambi DI (Incl. Suspension Cable 2000) Grey White Matt



- **13523736** Suspension Point Extruded Kompas (Incl. Suspension Cable 2000) Grey White Matt
- **13523732** Suspension Point Extruded Kompas (Incl. Suspension Cable 2000) Black Structure
- **13570632** Kompas Round Surface 340 DE Black Structure
- **13571209** Kompas Round Surface 340 50W 1-10V DI 500mA White Structure
- **13571232** Kompas Round Surface 340 50W 1-10V DI 500mA Black Structure
- **13571309** Kompas Round Surface 340 50W DALI DI 500mA White Structure

- 13571332** Kompas Round Surface 340 50W DALI DI 500mA Black Structure
- 13571409** Kompas Round Surface 340 100W Casambi DI 350mA White Structure
- 13571432** Kompas Round Surface 340 100W Casambi DI 350mA Black Structure
- 13571509** Kompas Round Surface 340 100W Casambi DI 500mA White Structure
- 13571532** Kompas Round Surface 340 100W Casambi DI 500mA Black Structure
- 13571609** Kompas Round Surface 340 50W Casambi DI 350mA White Structure
- 13571632** Kompas Round Surface 340 50W Casambi DI 350mA Black Structure
- 13571709** Kompas Round Surface 340 50W Casambi DI 500mA White Structure
- 13571732** Kompas Round Surface 340 50W Casambi DI 500mA Black Structure
- 13570009** Kompas Round Surface 340 60W Trailing Edge DI 350mA White Structure
- 13570032** Kompas Round Surface 340 60W Trailing Edge DI 350mA Black Structure
- 13570132** Kompas Round Surface 340 100W 1-10V DI 350mA Black Structure
- 13570209** Kompas Round Surface 340 100W DALI DI 350mA White Structure
- 13570232** Kompas Round Surface 340 100W DALI DI 350mA Black Structure
- 13570309** Kompas Round Surface 340 60W Trailing Edge DI 500mA White Structure
- 13570332** Kompas Round Surface 340 60W Trailing Edge DI 500mA Black Structure
- 13570409** Kompas Round Surface 340 100W 1-10V DI 500mA White Structure
- 13570432** Kompas Round Surface 340 100W 1-10V DI 500mA Black Structure
- 13570509** Kompas Round Surface 340 100W DALI DI 500mA White Structure
- 13570532** Kompas Round Surface 340 100W DALI DI 500mA Black Structure
- 13570609** Kompas Round Surface 340 DE White Structure
- 13570809** Kompas Round Surface 340 30W Trailing Edge DI 350mA White Structure
- 13570832** Kompas Round Surface 340 30W Trailing Edge DI 350mA Black Structure
- 13570909** Kompas Round Surface 340 50W 1-10V DI 350mA White Structure
- 13570932** Kompas Round Surface 340 50W 1-10V DI 350mA Black Structure
- 13571009** Kompas Round Surface 340 50W DALI DI 350mA White Structure
- 13571032** Kompas Round Surface 340 50W DALI DI 350mA Black Structure
- 13571109** Kompas Round Surface 340 30W Trailing Edge DI 500mA White Structure
- 13571132** Kompas Round Surface 340 30W Trailing Edge DI 500mA Black Structure
- 13570109** Kompas Round Surface 340 100W 1-10V DI 350mA White Structure

Choose a required accessory