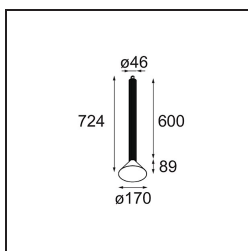


Datum
Klant
Project
Soort

Extruded Suspended 46 600 1x LED 3000K Flood DE Champagne Anodised - Black Brushed Anodised



Deze opvallende armatuur speelt graag met licht wanneer ze aan én uit staat. De strakke lijnen geven je ruimte een verticale structuur. Telkens wanneer het omgevingslicht verandert, vertellen de groeven langs de as een ander verhaal. Een kegelvormige lampenkap zorgt voor een niet-verblindend en knus accentlicht. Extruded staat voor uitwisseling. Van mens tot mens, van licht tot schaduw.



Specificaties

Materiaal	13520431
Type Lichtbron	LED
LED type	BRIDGELUX V6 HD G8
LED technologie	Led-COB
CRI	Min. 90
Kleurtemperatuur	3000K
Levensduur	L80B10 bij 50.000 Uur
Lamp inbegrepen	Ja
Aantal Lichtbronnen	1
CIE-fluxcode	100 100 100 100 69
Binning (SDCM)	2
Lichtrichting	Omlaag
Optisch	Reflector
Gemeten gradenbundel (°)	41,9
Ingangsspanning	Aandrijving Gelijkstroom Vereist
Elektriciteitsklasse	III
IP-klasse	20
Gloeidraadtest (°C)	960
Binnen/Buiten	Binnen
Toepassing	Plafond
Montage	Gependeld
Verstelbaarheid	Not Applicable
Afstand tot Verlicht Voorwerp (m)	0,1
Primaire Kleur & Primaire Afwerking	Champagne, Geanodiseerd
Secundaire Kleur & Secundaire Afwerking	Zwart, Geborsteld Geanodiseerd
Brutogewicht (g)	1790,0
Stroom driver (mA)	350 500
Min. forward voltage (Vf)	15,4 15,8
Max. forward voltage (Vf)	18,8 19,4
Connected load (W)	6,0 8,8
Lumenoutput per lampunit (lm)	504 679
Efficiëntie (lm/W)	88 80
UGR	21 22

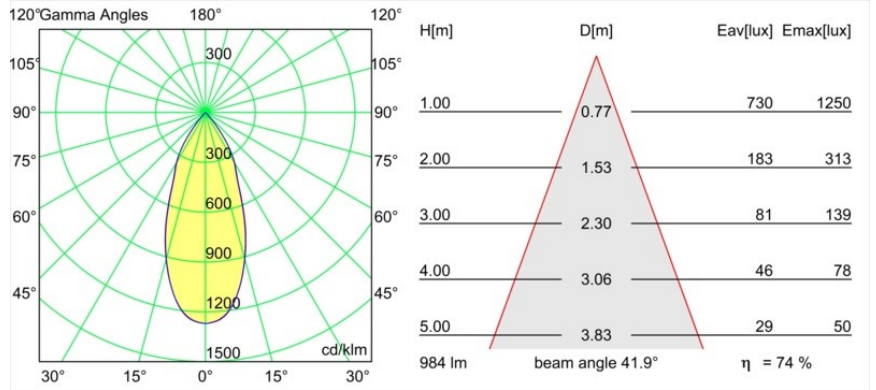
Opmerking

- Set voor hangstelsel niet inbegrepen
 - Set voor hangstelsel niet inbegrepen
 - Langere hangkabel op verzoek (standaardlengte is 2 meter)
 - When used in combination with Kompas Round Surface: Suspension Point for Kompas required.
 - Dit is geen compleet product. Set voor hangstelsel vereist.
-

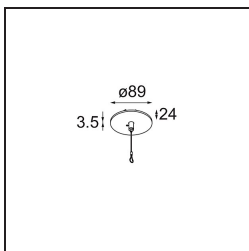
TM30 & CRI Diagrammen



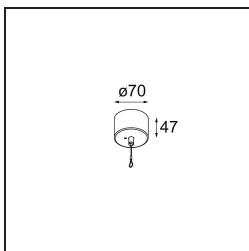
Lichtspreiding & Stralingsdiagram



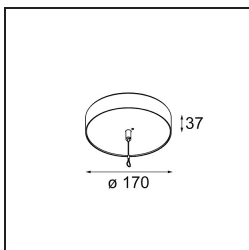
Installatie Accessoires



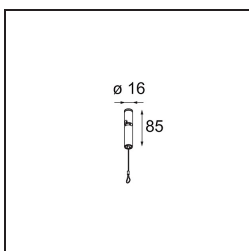
- **13523032** Power Feed and Suspension Canopy Semi-Recessed Round 2P Extruded DE (Incl. Suspension Cable 2000) Black Structure
- **13523036** Power Feed and Suspension Canopy Semi-Recessed Round 2P Extruded DE (Incl. Suspension Cable 2000) Grey White Matt



- **13523132** Power Feed and Suspension Canopy Surface Round 2P Extruded DE (Incl. Suspension Cable 2000) Black Structure
- **13523136** Power Feed and Suspension Canopy Surface Round 2P Extruded DE (Incl. Suspension Cable 2000) Grey White Structure



- **13523232** Power Feed and Suspension Canopy Surface Round Extruded Trailing Edge DI 500mA (Incl. Suspension Cable 2000) Black Structure
- **13523236** Power Feed and Suspension Canopy Surface Round Extruded Trailing Edge DI 500mA (Incl. Suspension Cable 2000) Grey White Matt
- **13523332** Power Feed and Suspension Canopy Surface Round Extruded 1-10V DI (Incl. Suspension Cable 2000) Black Structure
- **13523336** Power Feed and Suspension Canopy Surface Round Extruded 1-10V DI (Incl. Suspension Cable 2000) Grey White Matt
- **13523432** Power Feed and Suspension Canopy Surface Round Extruded DALI DI (Incl. Suspension Cable 2000) Black Structure
- **13523436** Power Feed and Suspension Canopy Surface Round Extruded DALI DI (Incl. Suspension Cable 2000) Grey White Matt
- **13523532** Power Feed and Suspension Canopy Surface Round Extruded Casambi DI (Incl. Suspension Cable 2000) Black Structure
- **13523536** Power Feed and Suspension Canopy Surface Round Extruded Casambi DI (Incl. Suspension Cable 2000) Grey White Matt



- **13523736** Suspension Point Extruded Kompas (Incl. Suspension Cable 2000) Grey White Matt
- **13523732** Suspension Point Extruded Kompas (Incl. Suspension Cable 2000) Black Structure
- **13570632** Kompas Round Surface 340 DE Black Structure
- **13571209** Kompas Round Surface 340 50W 1-10V DI 500mA White Structure
- **13571232** Kompas Round Surface 340 50W 1-10V DI 500mA Black Structure
- **13571309** Kompas Round Surface 340 50W DALI DI 500mA White Structure

- 13571332** Kompas Round Surface 340 50W DALI DI 500mA Black Structure
- 13571409** Kompas Round Surface 340 100W Casambi DI 350mA White Structure
- 13571432** Kompas Round Surface 340 100W Casambi DI 350mA Black Structure
- 13571509** Kompas Round Surface 340 100W Casambi DI 500mA White Structure
- 13571532** Kompas Round Surface 340 100W Casambi DI 500mA Black Structure
- 13571609** Kompas Round Surface 340 50W Casambi DI 350mA White Structure
- 13571632** Kompas Round Surface 340 50W Casambi DI 350mA Black Structure
- 13571709** Kompas Round Surface 340 50W Casambi DI 500mA White Structure
- 13571732** Kompas Round Surface 340 50W Casambi DI 500mA Black Structure
- 13570009** Kompas Round Surface 340 60W Trailing Edge DI 350mA White Structure
- 13570032** Kompas Round Surface 340 60W Trailing Edge DI 350mA Black Structure
- 13570132** Kompas Round Surface 340 100W 1-10V DI 350mA Black Structure
- 13570209** Kompas Round Surface 340 100W DALI DI 350mA White Structure
- 13570232** Kompas Round Surface 340 100W DALI DI 350mA Black Structure
- 13570309** Kompas Round Surface 340 60W Trailing Edge DI 500mA White Structure
- 13570332** Kompas Round Surface 340 60W Trailing Edge DI 500mA Black Structure
- 13570409** Kompas Round Surface 340 100W 1-10V DI 500mA White Structure
- 13570432** Kompas Round Surface 340 100W 1-10V DI 500mA Black Structure
- 13570509** Kompas Round Surface 340 100W DALI DI 500mA White Structure
- 13570532** Kompas Round Surface 340 100W DALI DI 500mA Black Structure
- 13570609** Kompas Round Surface 340 DE White Structure
- 13570809** Kompas Round Surface 340 30W Trailing Edge DI 350mA White Structure
- 13570832** Kompas Round Surface 340 30W Trailing Edge DI 350mA Black Structure
- 13570909** Kompas Round Surface 340 50W 1-10V DI 350mA White Structure
- 13570932** Kompas Round Surface 340 50W 1-10V DI 350mA Black Structure
- 13571009** Kompas Round Surface 340 50W DALI DI 350mA White Structure
- 13571032** Kompas Round Surface 340 50W DALI DI 350mA Black Structure
- 13571109** Kompas Round Surface 340 30W Trailing Edge DI 500mA White Structure
- 13571132** Kompas Round Surface 340 30W Trailing Edge DI 500mA Black Structure
- 13570109** Kompas Round Surface 340 100W 1-10V DI 350mA White Structure

 Kies een vereist accessoire