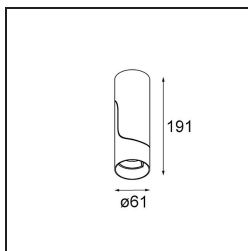


Date
Customer
Project
Type

Semih Surface Adjustable 61 1x LED 2700K DALI/Push-Dim DI White Structure



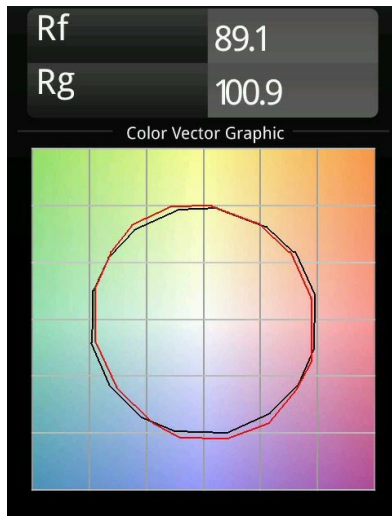
Semih is an award-winning downlighter with functional positive energy. Inspired by the yin-yang symbol, a sinuous S-shaped line divides Semih in two equal, complementary parts: the hard, solid part mounted to the ceiling and the soft, flexible part housing the light. Now available in two sizes.



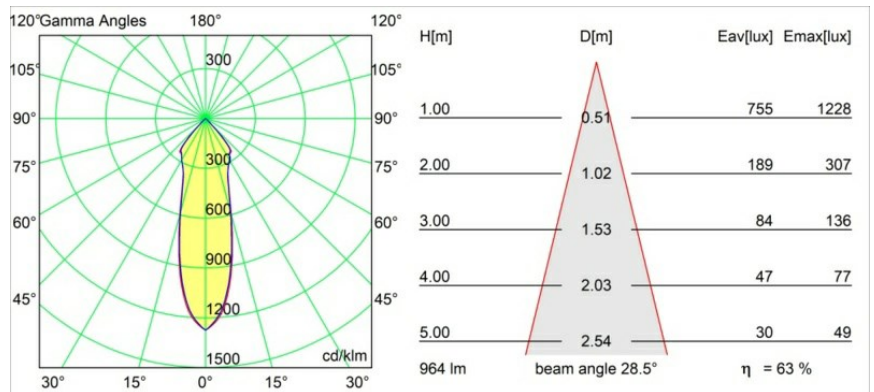
Specifications

Material	13440409
Light Source Type	LED
LED Type	BRIDGELUX V6 HD G7
LED technology	LED COB
CRI	Min. 90
Colour Temperature	2700K
Lifetime	L80B10 @50,000 Hours
Lamp Included	Yes
Number of Light Sources	1
CIE flux code	21 94 99 100 100
Binning (SDCM)	2
Light Direction	Down
Input Voltage	230V
Luminaire power (W)	11.0
Electrical Class	I
IP Rating	20
Glow wire rating (°C)	960
Dimming Protocol	DALI, Push-Dim
DALI Standard	DALI-2
Indoor/Outdoor	Indoor
Application	Ceiling
Mounting	Surface
Adjustability	H 355° V -70/+70°
Distance to Lighted Object (m)	0,1
Primary Colour & Primary Finish	White, Structure
Gross weight (g)	582.0
Luminous flux per lamp (lm)	704
Efficacy (lm/W)	64
Glare rating	21
Remark	<ul style="list-style-type: none"> • 3500K and 4000K on request • Magnetic reflector or lens not included • 3500K and 4000K on request

TM30 & CRI diagram



Light distribution & beam diagram





Optical Accessories

- **10217003** Lens 57 Medium
- **10218030** Reflector 57 Spot Aluminium Anodised
- **10218130** Reflector 57 Medium Aluminium Anodised
- **10218430** Reflector 57 Flood Gold Anodised
- **10218230** Reflector 57 Flood Aluminium Anodised
- **10218630** Reflector 57 Flood Champagne Anodised
- Choose a required accessory