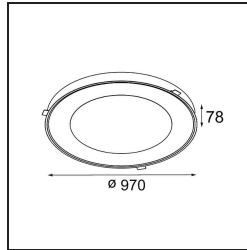


Date
Customer
Project
Type

## FFD\_Flat Moon Eclips Recessed 970 1x LED 4000K DALI/Push-Dim DI Black Structure

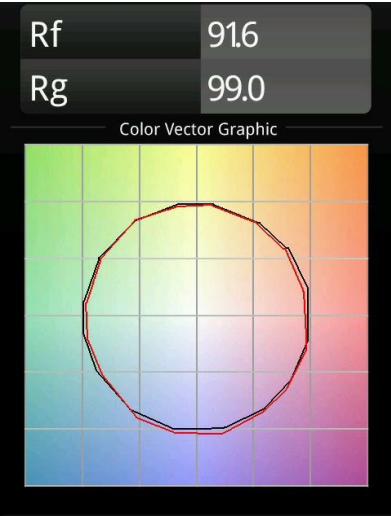
When minimalist, general lighting design meets the celestial. Our slim and round Flat Moon family offers a LED PCB solution that produces a homogeneous light surface we can't stop looking at. Either full or eclipsed, Flat Moon lights your space with the calm and beauty you expect.



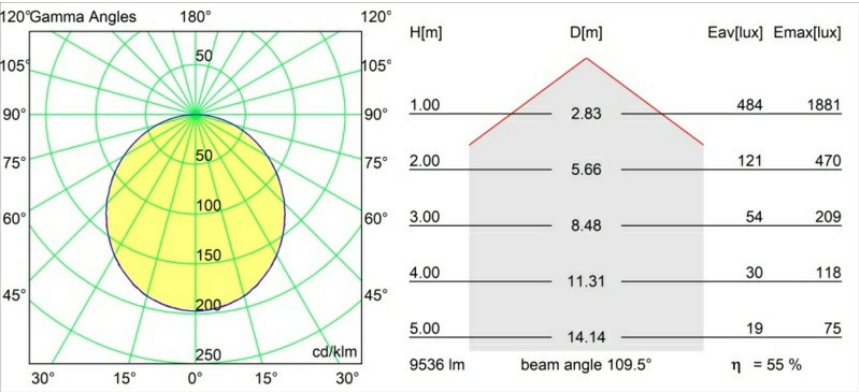
### Specifications

Material	13383532
Light Source Type	LED
LED Type	FLAT MOON LED
LED technology	LED PCB
CRI	Min. 90
Colour Temperature	4000K
Lifetime	L80B20 @50,000 Hours
Lamp Included	Yes
Number of Light Sources	1
CIE flux code	47 78 95 100 55
Binning (SDCM)	3
Light Direction	Down
Input Voltage	230V
Luminaire power (W)	77.0
Electrical Class	I
IP Rating	20
Glow wire rating (°C)	650
Dimming Protocol	DALI, Push-Dim
DALI Standard	DALI version-1
Indoor/Outdoor	Indoor
Application	Ceiling
Mounting	Recessed
Cut-out size (mm)	ø950
Mounting depth (mm)	150.0
Adjustability	Not Applicable
Distance to Lighted Object (m)	0,1
Primary Colour & Primary Finish	Black, Structure
Gross weight (g)	20600.0
Delivered lumens (lm)	5267
Efficacy (lm/W)	68
Glare rating	20

TM30 & CRI diagram



Light distribution & beam diagram



Diagrams