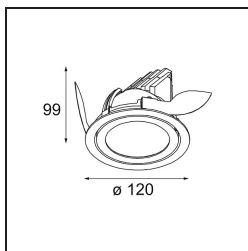
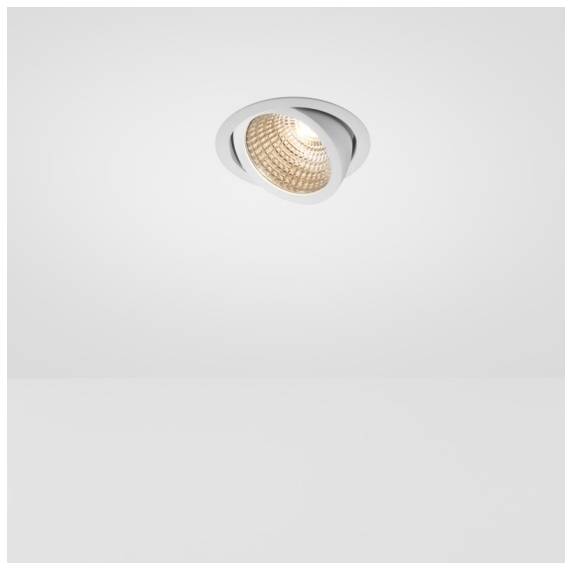


Date
Customer
Project
Type

K 120 Recessed Adjustable 120 lx LED 4000K Flood DE White Structure



Specifications

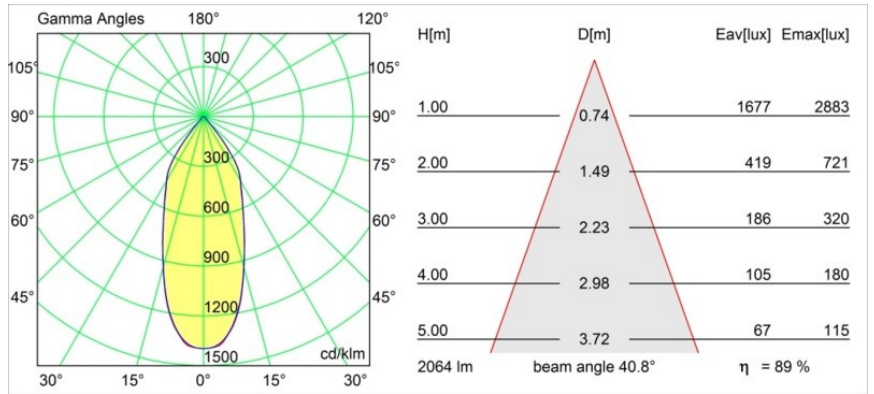
Material	13342209
Light Source Type	LED
LED Type	LUMILED 1205 GEN 3
LED technology	LED COB
CRI	Min. 90
Colour Temperature	4000K
Lifetime	L80B20 @50,000 Hours
Lamp Included	Yes
Number of Light Sources	1
Binning (SDCM)	3
Light Direction	Down
Optic	Reflector
Measured beam angle (°)	40.8
Input Voltage	Constant Current Driver Required
Electrical Class	III
IP Rating	20
Glow wire rating (°C)	960
Indoor/Outdoor	Indoor
Application	Ceiling, Wall
Mounting	Recessed
Cut-out size (mm)	114
Mounting depth (mm)	200.0
Adjustability	H 359° V 45°
Distance to Lighted Object (m)	0,1
Primary Colour & Primary Finish	White, Structure
Gross weight (g)	468.0
Drive current (mA)	350 500 700
Min. forward voltage (Vf)	30,9 31,9 33,2
Max. forward voltage (Vf)	35,7 36,8 38,3
Connected load (W)	11,7 17,2 25,0
Luminous flux per lamp (lm)	1368 1855 2438
Efficacy (lm/W)	117 108 98
Glare rating	21 22 23

Every project needs a spotlight for general lighting. K is our suggestion for those who like to keep things simple yet flexible. K comes in two sizes, 80Ø and 89Ø mm, with a flat or sloping edge, in aluminium, or with a white or black structure. Available with halogen and LED. Choose the directional model for a greater interplay of light and more versatility.

TM30 & CRI diagram



Light distribution & beam diagram

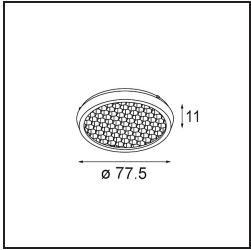


Diagrams

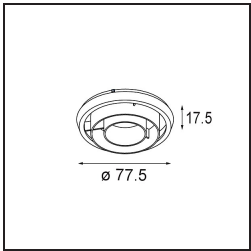
Optical Accessories



10216903 Spreadlens 80



10212802 Honeycomb 80 Black Matt



10217002 Crossblade 80 Black Matt

Choose a required accessory