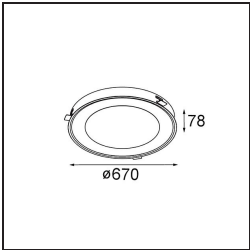


Date
Customer
Project
Type

Flat Moon Eclips Recessed 670 1x LED 4000K DALI/Push-Dim DI White Structure

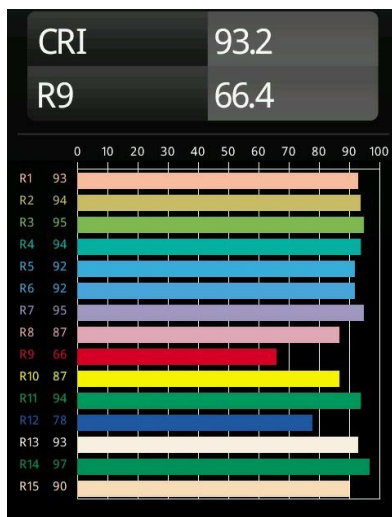
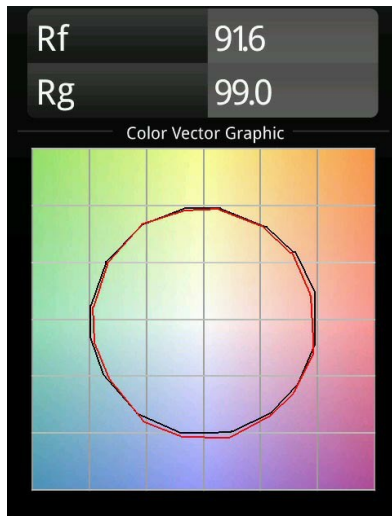
When minimalist, general lighting design meets the celestial. Our slim and round Flat Moon family offers a LED PCB solution that produces a homogeneous light surface we can't stop looking at. Either full or eclipsed, Flat Moon lights your space with the calm and beauty you expect.



Specifications

Material	13382509
Light Source Type	LED
LED Type	FLAT MOON LED
LED technology	LED PCB
CRI	Min. 90
Colour Temperature	4000K
Lifetime	L80B20 @50,000 Hours
Lamp Included	Yes
Number of Light Sources	1
CIE flux code	47 78 95 100 60
Binning (SDCM)	3
Light Direction	Down
Input Voltage	230V
Luminaire power (W)	43.0
Electrical Class	I
IP Rating	20
Glow wire rating (°C)	650
Dimming Protocol	DALI, Push-Dim
DALI Standard	DALI version-1
Indoor/Outdoor	Indoor
Application	Ceiling
Mounting	Recessed
Cut-out size (mm)	ø650
Mounting depth (mm)	150.0
Adjustability	Not Applicable
Distance to Lighted Object (m)	0,1
Primary Colour & Primary Finish	White, Structure
Gross weight (g)	11400.0
Delivered lumens (lm)	2981
Efficacy (lm/W)	69
Glare rating	21

TM30 & CRI diagram



Light distribution & beam diagram

