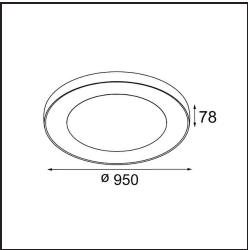


Date
Customer
Project
Type

Flat Moon Eclips Suspended 950 1x LED 2700K DALI/Push-Dim DI White Structure



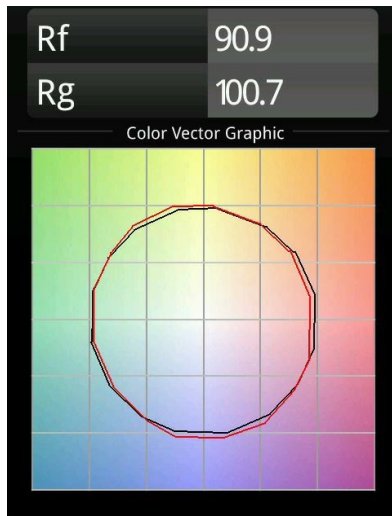
When minimalist, general lighting design meets the celestial. Our slim and round Flat Moon family offers a LED PCB solution that produces a homogeneous light surface we can't stop looking at. Either full or eclipsed, Flat Moon lights your space with the calm and beauty you expect.



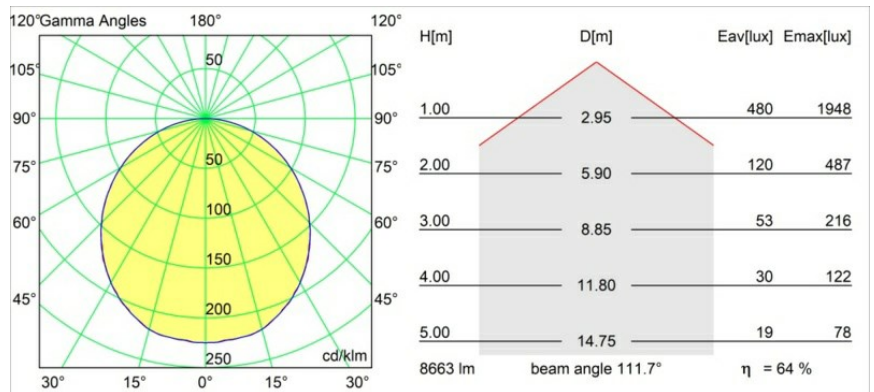
Specifications

Material	13373309
Light Source Type	LED
LED Type	FLAT MOON LED
LED technology	LED PCB
CRI	Min. 90
Colour Temperature	2700K
Lifetime	L80B20 @50,000 Hours
Lamp Included	Yes
Number of Light Sources	1
CIE flux code	47 78 95 100 65
Binning (SDCM)	3
Light Direction	Down
Input Voltage	230V
Luminaire power (W)	77.0
Electrical Class	I
IP Rating	20
Glow wire rating (°C)	650
Dimming Protocol	DALI, Push-Dim
DALI Standard	DALI version-1
Indoor/Outdoor	Indoor
Application	Ceiling
Mounting	Suspended
Adjustability	Not Applicable
Distance to Lighted Object (m)	0,1
Primary Colour & Primary Finish	White, Structure
Gross weight (g)	20800.0
Delivered lumens (lm)	5624
Efficacy (lm/W)	73
Glare rating	20

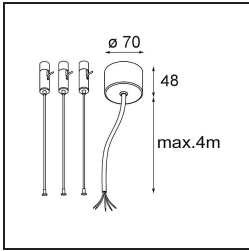
TM30 & CRI diagram



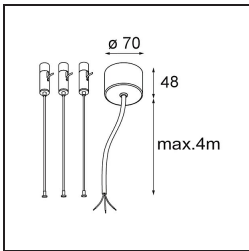
Light distribution & beam diagram



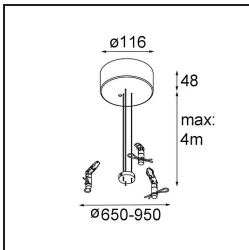
Installation Accessories



- **11061932** Power Feed and Suspension Kit 4000 Round 5P Flat Moon (3) Straight Black Structure
- **11061909** Power Feed and Suspension Kit 4000 Round 5P Flat Moon (3) Straight White Structure



- **11061809** Power Feed and Suspension Kit 4000 Round 3P Flat Moon (3) Straight White Structure
- **11061832** Power Feed and Suspension Kit 4000 Round 3P Flat Moon (3) Straight Black Structure



- **11066109** Power Feed and Suspension Kit Round 5P Flat Moon (3) Triangle (Incl. Power Feed Cable & Suspension Cable 4000) White Structure
- **11066132** Power Feed and Suspension Kit Round 5P Flat Moon (3) Triangle (Incl. Power Feed Cable & Suspension Cable 4000) Black Structure

■ Choose a required accessory