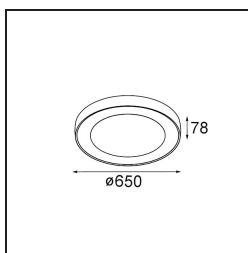


Date
Customer
Project
Type

FFD_Flat Moon Eclips Suspended 650 1x LED 3000K DALI/Push-Dim DI Black Structure

When minimalist, general lighting design meets the celestial. Our slim and round Flat Moon family offers a LED PCB solution that produces a homogeneous light surface we can't stop looking at. Either full or eclipsed, Flat Moon lights your space with the calm and beauty you expect.



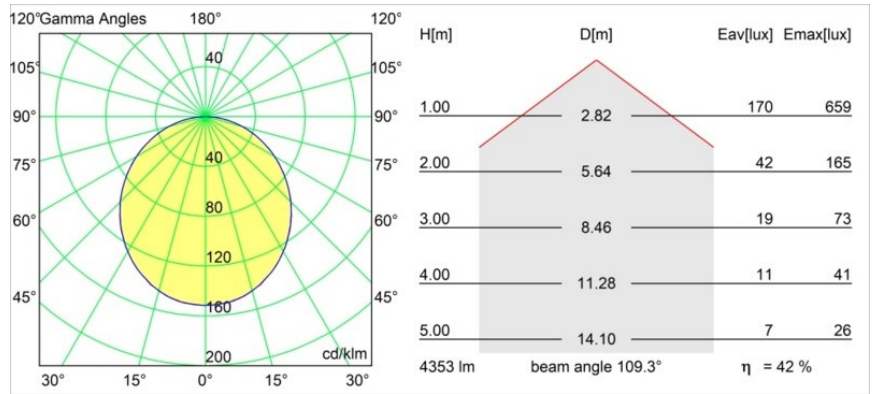
Specifications

Material	13372432
Light Source Type	LED
LED Type	FLAT MOON LED
LED technology	LED PCB
CRI	Min. 90
Colour Temperature	3000K
Lifetime	L80B20 @50,000 Hours
Lamp Included	Yes
Number of Light Sources	1
CIE flux code	47 78 95 100 42
Binning (SDCM)	3
Light Direction	Down
Input Voltage	230V
Luminaire power (W)	43.0
Electrical Class	I
IP Rating	20
Glow wire rating (°C)	650
Dimming Protocol	DALI, Push-Dim
DALI Standard	DALI version-1
Indoor/Outdoor	Indoor
Application	Ceiling
Mounting	Suspended
Adjustability	Not Applicable
Distance to Lighted Object (m)	0,1
Primary Colour & Primary Finish	Black, Structure
Gross weight (g)	11600.0
Luminous flux per lamp (lm)	1841
Efficacy (lm/W)	42
Glare rating	19

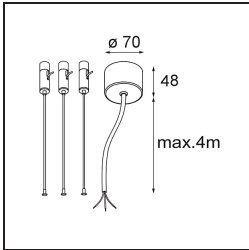
TM30 & CRI diagram



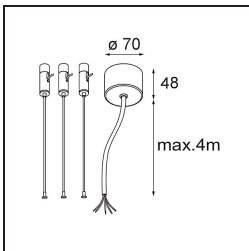
Light distribution & beam diagram



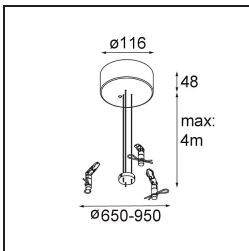
Installation Accessories



- **11061809** Power Feed and Suspension Kit 4000 Round 3P Flat Moon (3) Straight White Structure
- **11061832** Power Feed and Suspension Kit 4000 Round 3P Flat Moon (3) Straight Black Structure



- **11061909** Power Feed and Suspension Kit 4000 Round 5P Flat Moon (3) Straight White Structure
- **11061932** Power Feed and Suspension Kit 4000 Round 5P Flat Moon (3) Straight Black Structure



- **11066109** Power Feed and Suspension Kit Round 5P Flat Moon (3) Triangle (Incl. Power Feed Cable & Suspension Cable 4000) White Structure
- **11066132** Power Feed and Suspension Kit Round 5P Flat Moon (3) Triangle (Incl. Power Feed Cable & Suspension Cable 4000) Black Structure

■ Choose a required accessory