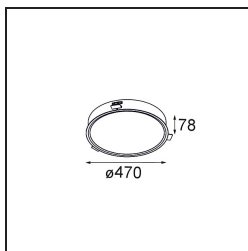


Date
Customer
Project
Type

*Flat Moon Recessed 470 1x LED 3000K DALI DI Black Structure*

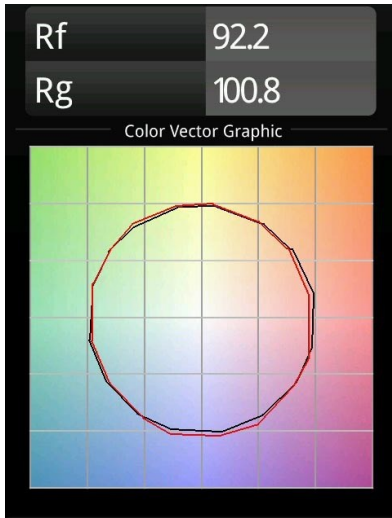


**Specifications**

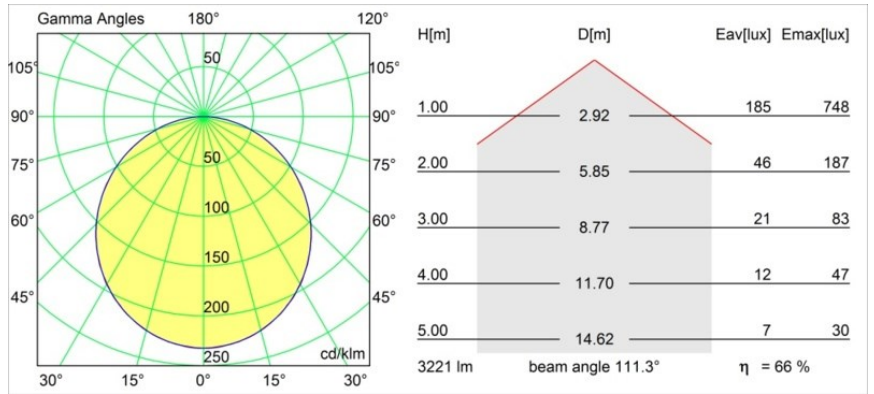
Material	13280432
Light Source Type	LED
LED Type	FLAT MOON LED
LED technology	LED PCB
CRI	Min. 90
Colour Temperature	3000K
Lifetime	L80B20 @50,000 Hours
Lamp Included	Yes
Number of Light Sources	1
CIE flux code	47 78 95 100 66
Binning (SDCM)	3
Light Direction	Down
Input Voltage	230V
Luminaire power (W)	29.4
Electrical Class	I
IP Rating	20
Glow wire rating (°C)	650
Dimming Protocol	DALI
DALI Standard	DALI-2
Indoor/Outdoor	Indoor
Application	Ceiling
Mounting	Recessed
Cut-out size (mm)	ø450
Mounting depth (mm)	150.0
Adjustability	Not Applicable
Distance to Lighted Object (m)	0,1
Primary Colour & Primary Finish	Black, Structure
Gross weight (g)	5330.0
Luminous flux per lamp (lm)	2137
Efficacy (lm/W)	73
Glare rating	22

When minimalist, general lighting design meets the celestial. Our slim and round Flat Moon family offers a LED PCB solution that produces a homogeneous light surface we can't stop looking at. Either full or eclipsed, Flat Moon lights your space with the calm and beauty you expect.

**TM30 & CRI diagram**



**Light distribution & beam diagram**



*Optical Accessories*

**13289000** Diffuser Flat Moon 450 Prismatic

**13289100** Diffuser Flat Moon 450 Ice Prismatic

Choose a required accessory