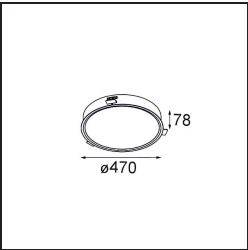


Date
Customer
Project
Type

Flat Moon Recessed 470 1x LED 3000K 1-10V/Push-Dim DI Black Structure



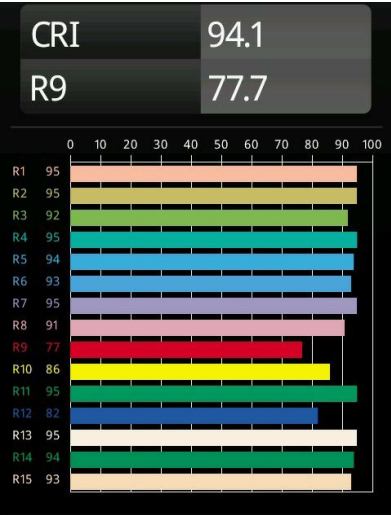
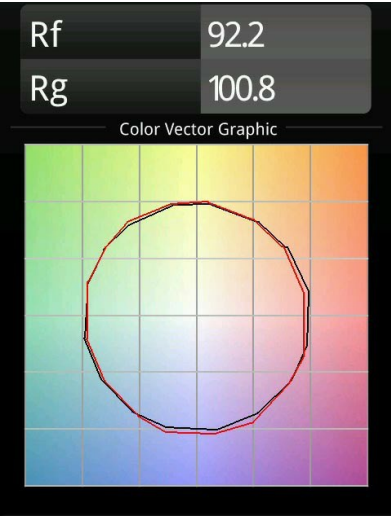
When minimalist, general lighting design meets the celestial. Our slim and round Flat Moon family offers a LED PCB solution that produces a homogeneous light surface we can't stop looking at. Either full or eclipsed, Flat Moon lights your space with the calm and beauty you expect.



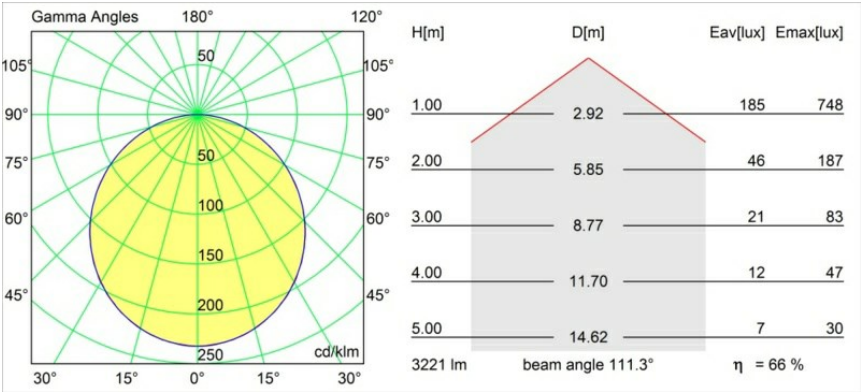
Specifications

Material	13280132
Light Source Type	LED
LED Type	FLAT MOON LED
LED technology	LED PCB
CRI	Min. 90
Colour Temperature	3000K
Lifetime	L80B20 @50,000 Hours
Lamp Included	Yes
Number of Light Sources	1
CIE flux code	47 78 95 100 66
Binning (SDCM)	3
Light Direction	Down
Input Voltage	230V
Luminaire power (W)	29.4
Electrical Class	I
IP Rating	20
Glow wire rating (°C)	650
Dimming Protocol	1-10V, Push-Dim
Indoor/Outdoor	Indoor
Application	Ceiling
Mounting	Recessed
Cut-out size (mm)	ø450
Mounting depth (mm)	150.0
Adjustability	Not Applicable
Distance to Lighted Object (m)	0,1
Primary Colour & Primary Finish	Black, Structure
Gross weight (g)	5330.0
Luminous flux per lamp (lm)	2137
Efficacy (lm/W)	73
Glare rating	22

TM30 & CRI diagram




Light distribution & beam diagram



Diagrams

Optical Accessories

- 13289000** Diffuser Flat Moon 450 Prismatic
- 13289100** Diffuser Flat Moon 450 Ice Prismatic

 Choose a required accessory