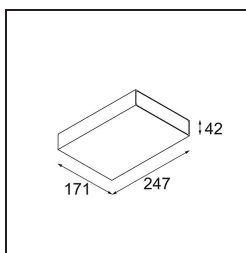


Date
Customer
Project
Type

Sulfer Uplight Wall 1x Spreadlight LED 4000K Wide Flood 1-10V/Push-Dim/DALI DI Black Structure



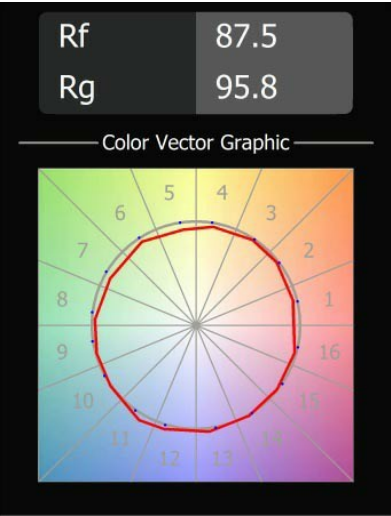
Just like the Sulfer family, Sulfer Uplight is ideal for ambient wall lighting. But this indirect light is different. As Sulfer Uplight is installed perpendicular to the wall, its LED provides a flood beam upward. Not only does it gently bounce off the wall, but also, off the ceiling, creating a secondary, softer and wider light beam. Try it for a special atmosphere.



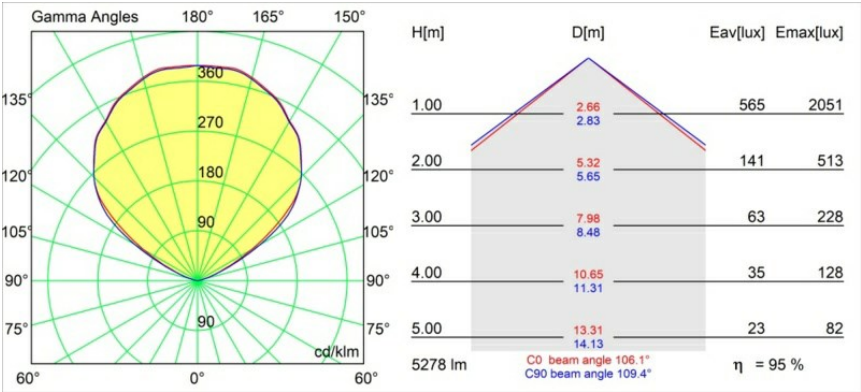
Specifications

Material	13272232
Light Source Type	LED
LED Type	LUMILED 1211 GEN4
LED technology	LED COB
CRI	Min. 90
Colour Temperature	4000K
Lifetime	L80B10 @50,000 Hours
Lamp Included	Yes
Number of Light Sources	1
CIE flux code	0 0 0 0 95
Binning (SDCM)	3
Light Direction	Up, Down
Measured beam angle (°)	106.1
Input Voltage	230V
Luminaire power (W)	47.0
Electrical Class	I
IP Rating	20
Glow wire rating (°C)	960
Dimming Protocol	1-10V, Push-Dim, DALI
DALI Standard	DALI-2
Indoor/Outdoor	Indoor
Application	Wall
Mounting	Surface
Adjustability	Not Applicable
Distance to Lighted Object (m)	0,1
Primary Colour & Primary Finish	Black, Structure
Gross weight (g)	2037.0
Luminous flux per lamp (lm)	5032
Efficacy (lm/W)	107

TM30 & CRI diagram



Light distribution & beam diagram



Diagrams