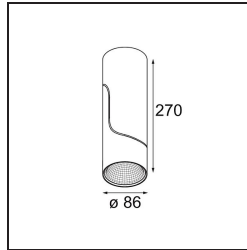


Date
Customer
Project
Type

Semih Surface Adjustable 86 1x LED 2700K Spot 1-10V/Push-Dim DI White Structure



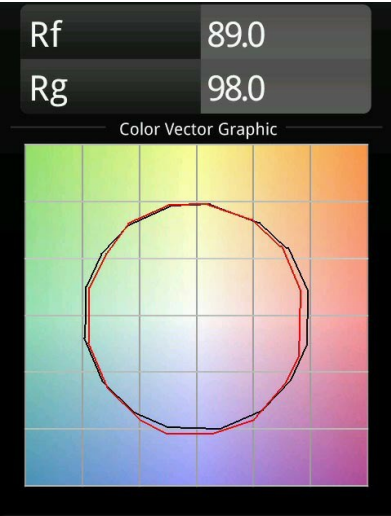
Semih is an award-winning downlighter with functional positive energy. Inspired by the yin-yang symbol, a sinuous S-shaped line divides Semih in two equal, complementary parts: the hard, solid part mounted to the ceiling and the soft, flexible part housing the light. Now available in two sizes.



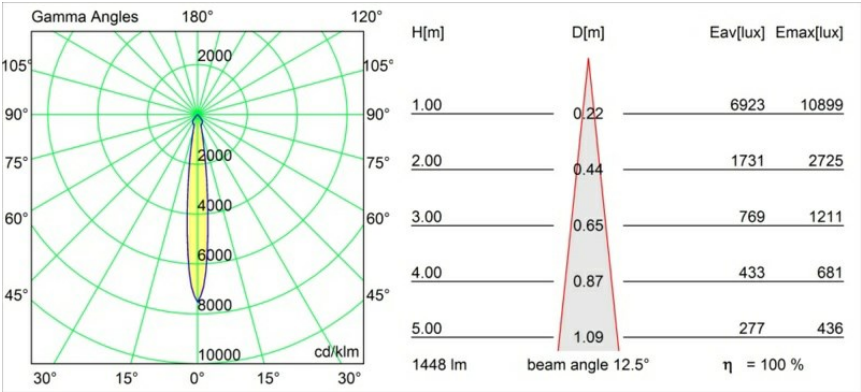
Specifications

Material	13181009
Light Source Type	LED
LED Type	BRIDGELUX VERO13
LED technology	LED COB
CRI	Min. 90
Colour Temperature	2700K
Lifetime	L80B20 @50,000 Hours
Lamp Included	Yes
Number of Light Sources	1
Binning (SDCM)	3
Light Direction	Down
Optic	Reflector
Measured beam angle (°)	12.5
Input Voltage	230V
Luminaire power (W)	19.0
Electrical Class	I
IP Rating	20
Glow wire rating (°C)	960
Dimming Protocol	1-10V, Push-Dim
Indoor/Outdoor	Indoor
Application	Ceiling
Mounting	Surface
Adjustability	H 180° V -75°/+75°
Distance to Lighted Object (m)	0,1
Primary Colour & Primary Finish	White, Structure
Gross weight (g)	1275.0
Luminous flux per lamp (lm)	1448
Efficacy (lm/W)	76
Glare rating	18
Remark	• 3500K and 4000K on request

TM30 & CRI diagram



Light distribution & beam diagram



Diagrams