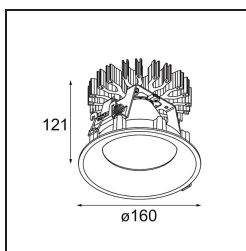


Date
Customer
Project
Type

Smart Cake Recessed 160 1x IP55 Diffuse LED 3000K Wide Flood DE White Structure



The 3 original designs, Smart Kup, Lotis and Cake still manage to steal the hearts of interior designers. And this goes for the entire Smart family. Smart's accessibility and extreme versatility are arguably fit for any expression. Mix and match accent lighting, up and downlight, fixed or adjustable, a mosaic of shapes, sizes, colours and mounting options, and create a playful installation.



Specifications

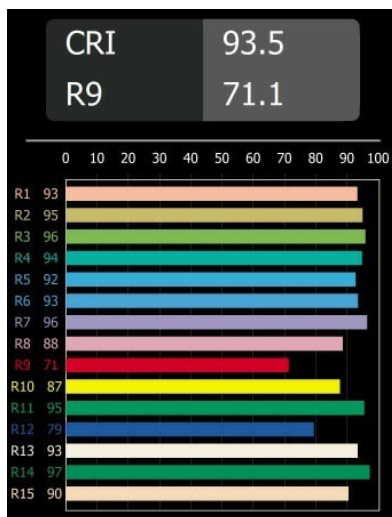
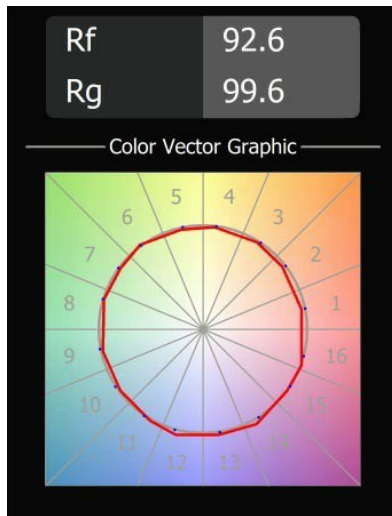
Material	13005109				
Light Source Type	LED				
LED Type	LUMILED 1211 GEN4				
LED technology	LED COB				
CRI	Min. 90				
Colour Temperature	3000K				
Lifetime	L80B10 @50,000 Hours				
Lamp Included	Yes				
Number of Light Sources	1				
Binning (SDCM)	3				
Light Direction	Down				
Optic	Reflector				
Measured beam angle (°)	77.6				
Input Voltage	Constant Current Driver Required				
Electrical Class	III				
IP Rating	55				
Glow wire rating (°C)	960				
Indoor/Outdoor	Indoor				
Application	Ceiling				
Mounting	Recessed				
Cut-out size (mm)	ø146				
Mounting depth (mm)	250.0				
Adjustability	Not Applicable				
Distance to Lighted Object (m)	0,1				
Primary Colour & Primary Finish	White, Structure				
Gross weight (g)	984.0				
Drive current (mA)	500	700	1050	1200	1400
Min. forward voltage (Vf)	30,5	31,1	32,1	32,5	33,0
Max. forward voltage (Vf)	35,2	35,9	37,0	37,5	38,1
Connected load (W)	16,3	23,3	36,1	41,8	49,5
Luminous flux per lamp (lm)	1436	1955	2807	3153	3630
Efficacy (lm/W)	90	83	77	75	73
Glare rating	24	25	26	26	27
Remark	• 3500K on request				



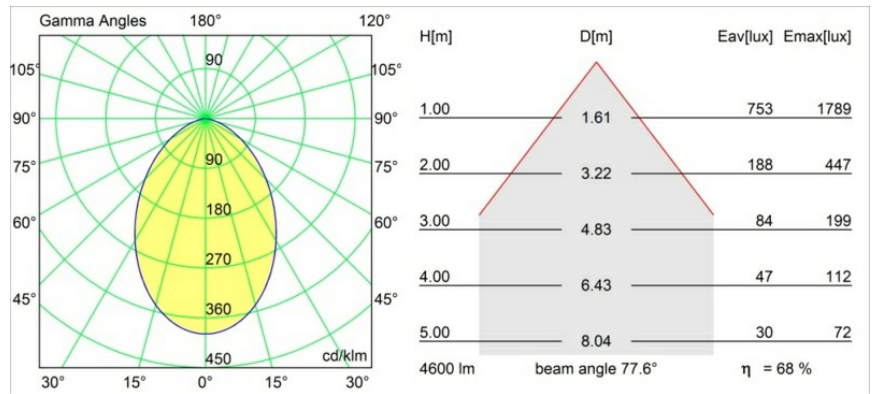
MODULAR
LIGHTING —
INSTRUMENTS

*Smart Cake Recessed 160 lx IP55 Diffuse LED 3000K Wide
Flood DE White Structure*

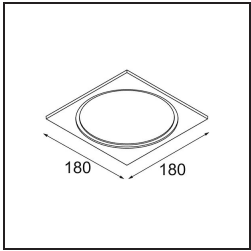
TM30 & CRI diagram



Light distribution & beam diagram



Decorative Accessories



- 13040009** Mask Smart 160 1x White Structure
13040032 Mask Smart 160 1x Black Structure

☐ Choose a required accessory