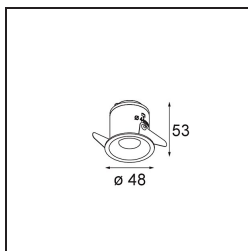


| |
|----------|
| Date |
| Customer |
| Project |
| Type |

Smart Cake Recessed 48 1x IP55 LED 4000K Medium DE White Structure



The 3 original designs, Smart Kup, Lotis and Cake still manage to steal the hearts of interior designers. And this goes for the entire Smart family. Smart's accessibility and extreme versatility are arguably fit for any expression. Mix and match accent lighting, up and downlight, fixed or adjustable, a mosaic of shapes, sizes, colours and mounting options, and create a playful installation.

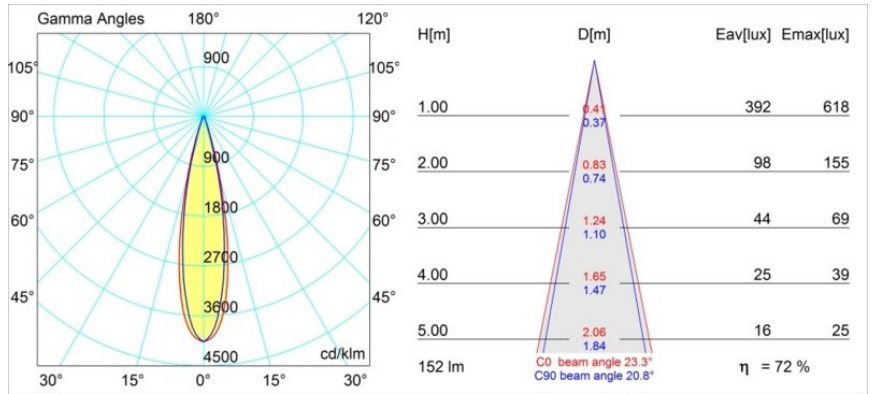
Specifications

| | |
|---------------------------------|----------------------------------|
| Material | 12871209 |
| Light Source Type | LED |
| LED Type | NICHIA |
| LED technology | LED high power |
| CRI | Min. 90 |
| Colour Temperature | 4000K |
| Lifetime | L80B20 @50,000 Hours |
| Lamp Included | Yes |
| Number of Light Sources | 1 |
| Binning (SDCM) | 3 |
| Light Direction | Down |
| Optic | Collimator |
| Measured beam angle (°) | 23.3 |
| Input Voltage | Constant Current Driver Required |
| Electrical Class | III |
| IP Rating | 55 |
| Glow wire rating (°C) | 960 |
| Indoor/Outdoor | Indoor |
| Application | Ceiling, Wall |
| Mounting | Recessed |
| Cut-out size (mm) | ø44 |
| Mounting depth (mm) | 60.0 |
| Adjustability | Not Applicable |
| Distance to Lighted Object (m) | 0,1 |
| Primary Colour & Primary Finish | White, Structure |
| Gross weight (g) | 141.0 |
| Drive current (mA) | 350 500 |
| Min. forward voltage (Vf) | 2,5 2,5 |
| Max. forward voltage (Vf) | 3,0 3,0 |
| Connected load (W) | 1,0 1,5 |
| Luminous flux per lamp (lm) | 78 110 |
| Efficacy (lm/W) | 78 73 |
| Glare rating | 13 14 |

TM30 & CRI diagram



Light distribution & beam diagram



Decorative Accessories



- 13350009** Mask Smart 48 1x White Structure
- 13350032** Mask Smart 48 1x Black Structure
- 13350046** Mask Smart 48 1x Gold Matt



- 13350109** Mask Smart 48 2x White Structure
- 13350132** Mask Smart 48 2x Black Structure
- 13350146** Mask Smart 48 2x Gold Matt

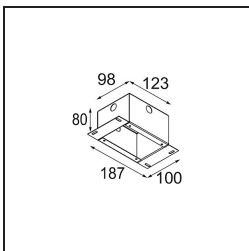
Installation Accessories



- 12293730** Plaster Kit 44 1x



- 12290730** Plaster Kit 100x120-45 1x



- 10889530** Installation Housing 123x100x80

Choose a required accessory

