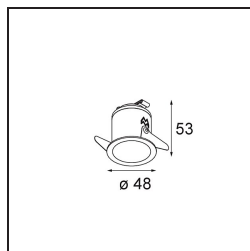



Date
Customer
Project
Type

Smart Lotis Recessed 48 1x IP55 LED 4000K Medium DE Black Structure

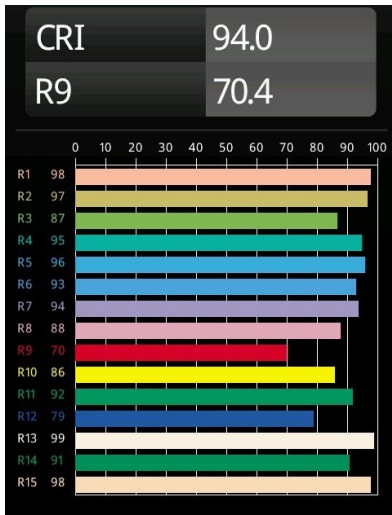
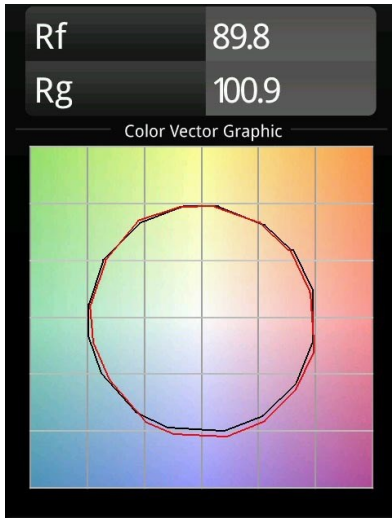


Specifications

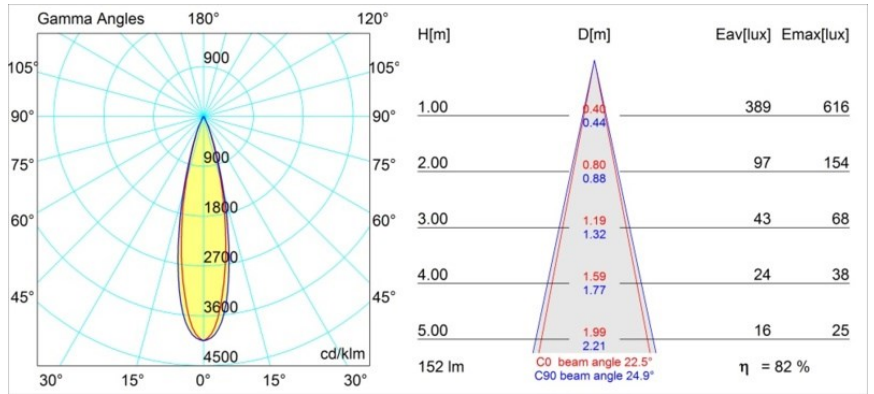
Material	12861232
Light Source Type	LED
LED Type	NICHIA
LED technology	LED high power
CRI	Min. 90
Colour Temperature	4000K
Lifetime	L80B20 @50,000 Hours
Lamp Included	Yes
Number of Light Sources	1
Binning (SDCM)	3
Light Direction	Down
Optic	Collimator
Measured beam angle (°)	22.5
Input Voltage	Constant Current Driver Required
Electrical Class	III
IP Rating	55
Glow wire rating (°C)	960
Indoor/Outdoor	Indoor
Application	Ceiling, Wall
Mounting	Recessed
Cut-out size (mm)	ø44
Mounting depth (mm)	60.0
Adjustability	Not Applicable
Distance to Lighted Object (m)	0,1
Primary Colour & Primary Finish	Black, Structure
Gross weight (g)	126.0
Drive current (mA)	350 500
Min. forward voltage (Vf)	2,5 2,5
Max. forward voltage (Vf)	3,0 3,0
Connected load (W)	1,0 1,5
Luminous flux per lamp (lm)	89 126
Efficacy (lm/W)	89 84
Glare rating	7 9

The 3 original designs, Smart Kup, Lotis and Cake still manage to steal the hearts of interior designers. And this goes for the entire Smart family. Smart's accessibility and extreme versatility are arguably fit for any expression. Mix and match accent lighting, up and downlight, fixed or adjustable, a mosaic of shapes, sizes, colours and mounting options, and create a playful installation.

TM30 & CRI diagram

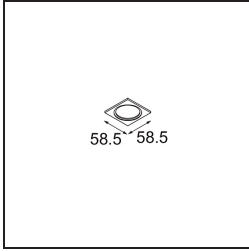


Light distribution & beam diagram

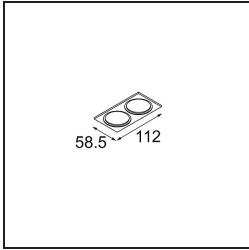


Diagrams

Decorative Accessories

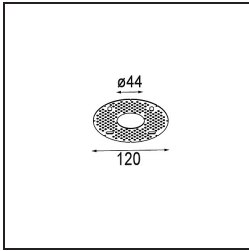


- 13350009** Mask Smart 48 1x White Structure
- 13350032** Mask Smart 48 1x Black Structure
- 13350046** Mask Smart 48 1x Gold Matt

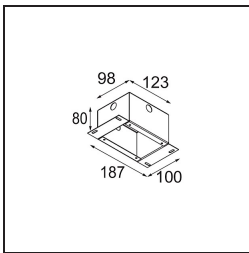


- 13350109** Mask Smart 48 2x White Structure
- 13350132** Mask Smart 48 2x Black Structure
- 13350146** Mask Smart 48 2x Gold Matt

Installation Accessories



- 12293730** Plaster Kit 44 1x



- 10889530** Installation Housing 123x100x80

Choose a required accessory