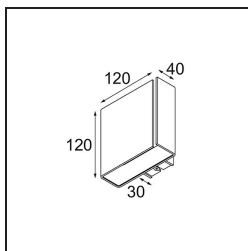


Date
Customer
Project
Type

FFD_Split Wall Up/Down S 1x LED 2700K Trailing Edge DI White Structure - Gold Anodised

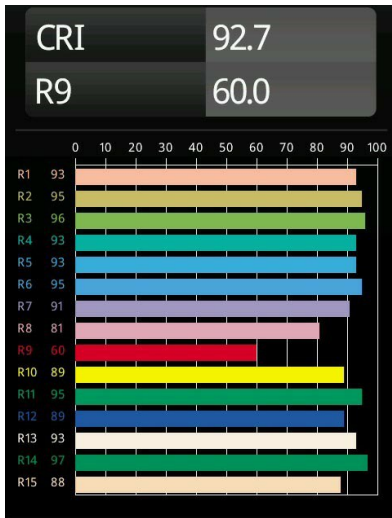
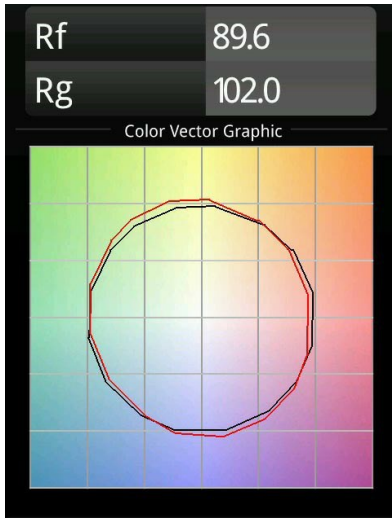
Split is the result of improved folding techniques. A wall-mounted up- and downlighter consisting of a single folded plate with a fine slit from which the light radiates. Split's asymmetrical design makes it ideal for areas that would benefit from atmospheric lighting, such as living rooms, bedrooms or hallways. Available with a white or black structure and a white, black or gold interior that ensures a warm glow.



Specifications

Material	12600089
Light Source Type	LED
LED Type	ACRICHE
LED technology	LED PCB
CRI	Min. 90
Colour Temperature	2700K
Lifetime	L80B20 @50,000 Hours
Lamp Included	Yes
Number of Light Sources	1
Binning (SDCM)	3
Light Direction	Up/Down
Input Voltage	230V
Luminaire power (W)	4.5
Electrical Class	I
IP Rating	20
Glow wire rating (°C)	960
Dimming Protocol	Trailing Edge
Indoor/Outdoor	Indoor
Application	Wall
Mounting	Surface
Adjustability	Not Applicable
Distance to Lighted Object (m)	0,1
Primary Colour & Primary Finish	White, Structure
Secondary Colour & Secondary Finish	Gold, Anodised
Gross weight (g)	735.0
Delivered lumens (lm)	58
Efficacy (lm/W)	12
Glare rating	24

TM30 & CRI diagram



Light distribution & beam diagram

