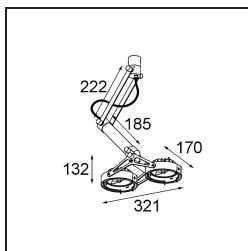


Date
Customer
Project
Type

Nomad Surface Adjustable 2x LED AR111 Trailing Edge DI Aluminium Matt



Specifications

Material	12352205
Light Source Type	LED AR111
Lifetime	30,000 Hours
Lamp Included	No
Number of Light Sources	2
Light Direction	Down
Input Voltage	230V
Electrical Class	I
IP Rating	20
Glow wire rating (°C)	960
Dimming Protocol	Trailing Edge
Indoor/Outdoor	Indoor
Application	Ceiling
Mounting	Surface
Adjustability	GIMBLE 45°
Distance to Lighted Object (m)	0,1
Primary Colour & Primary Finish	Aluminium, Matt
Gross weight (g)	1375.0
Luminous flux per lamp (lm)	735
Efficacy (lm/W)	49
Remark	<ul style="list-style-type: none"> Advised to use 70008066 (2700K)/70008067 (2000-3000K) or any other AR111 12V retrofit LED lamp

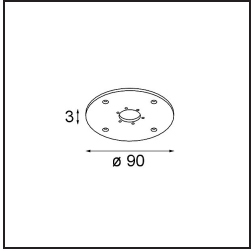
Like industrial design with a retro touch? Revisit Nomad. Now sporting tiny new drivers, and a LED unit that looks exactly like the luminaire's first halogen bulb, Nomad LED respects the original design to perfection. Available in versions with 2L and 4L light units, in white structure, black or aluminium, with or without integrated gear. The sweetheart of architects is back for your next project.

Light distribution & beam diagram

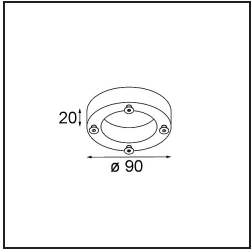


Diagrams

Installation Accessories



- 10203005** Baseflange 90 Aluminium Matt
- 10203032** Baseflange 90 Black Structure
- 10203009** Baseflange 90 White Structure



- 10204005** Baseflange 90 Tube Aluminium Matt
- 10204009** Baseflange 90 Tube White Structure
- 10204032** Baseflange 90 Tube Black Structure

Choose a required accessory