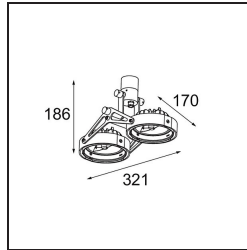


Date
Customer
Project
Type

FFD_Nomad Surface Adjustable 2x LED AR111 2700K Medium DE Black Matt



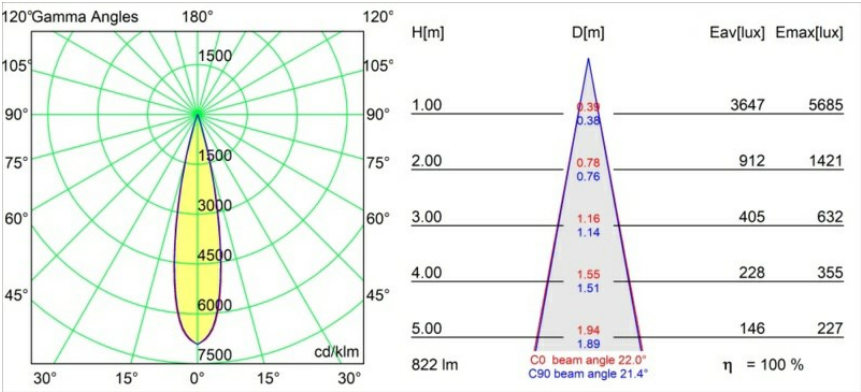
Like industrial design with a retro touch? Revisit Nomad. Now sporting tiny new drivers, and a LED unit that looks exactly like the luminaire's first halogen bulb, Nomad LED respects the original design to perfection. Available in versions with 2L and 4L light units, in white structure, black or aluminium, with or without integrated gear. The sweetheart of architects is back for your next project.



Specifications

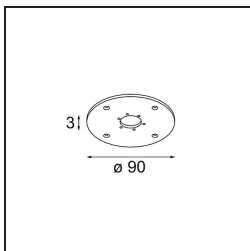
Material	12352002
Light Source Type	LED AR111
LED Type	OPTILED AR111 500mA
LED technology	LED COB
CRI	Min. 80
Colour Temperature	2700K
Lifetime	35,000 Hours
Lamp Included	Yes
Number of Light Sources	2
CIE flux code	99 100 100 100 100
Binning (SDCM)	3
Light Direction	Down
Optic	Reflector
Measured beam angle (°)	22.0
Input Voltage	Constant Current Driver Required
Electrical Class	III
IP Rating	20
Glow wire rating (°C)	960
Indoor/Outdoor	Indoor
Application	Ceiling, Wall
Mounting	Surface
Adjustability	GIMBLE 45°
Distance to Lighted Object (m)	0,1
Primary Colour & Primary Finish	Black, Matt
Gross weight (g)	1487.0
Drive current (mA)	500
Min. forward voltage (Vf)	36,0
Max. forward voltage (Vf)	36,0
Connected load (W)	18,0
Delivered lumens (lm)	822
Efficacy (lm/W)	68
Glare rating	9
Remark	• 250mA per AR111 LED lamp

Light distribution & beam diagram



Diagrams

Installation Accessories



10203005 Baseflange 90 IP55 Aluminium Matt

10203032 Baseflange 90 Black Structure

10203009 Baseflange 90 White Structure

Choose a required accessory