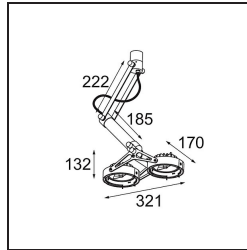


Date
Customer
Project
Type

## FFD\_Nomad Surface Adjustable 2x LED AR111 2700K Flood 1-10V DI Black Matt



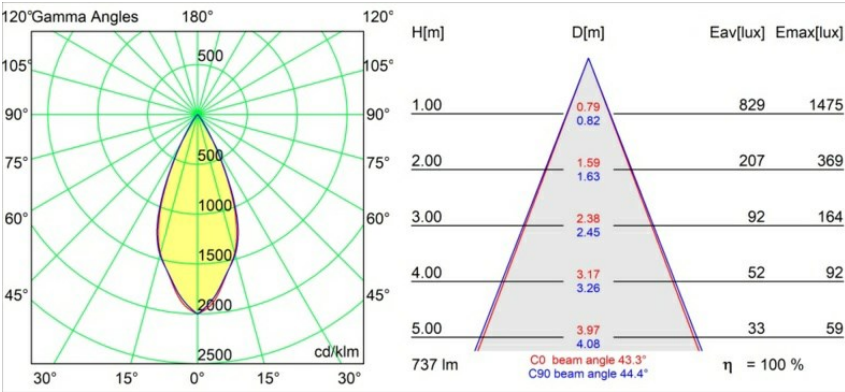
Like industrial design with a retro touch? Revisit Nomad. Now sporting tiny new drivers, and a LED unit that looks exactly like the luminaire's first halogen bulb, Nomad LED respects the original design to perfection. Available in versions with 2L and 4L light units, in white structure, black or aluminium, with or without integrated gear. The sweetheart of architects is back for your next project.



### Specifications

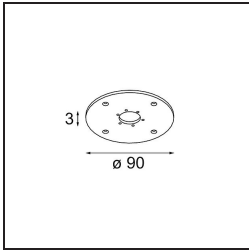
Material	12350102
Light Source Type	LED AR111
LED Type	OPTILED AR111 500mA
LED technology	LED COB
CRI	Min. 80
Colour Temperature	2700K
Lifetime	35,000 Hours
Lamp Included	Yes
Number of Light Sources	2
CIE flux code	99 100 100 100 100
Binning (SDCM)	3
Light Direction	Down
Optic	Reflector
Measured beam angle (°)	43.3
Input Voltage	230V
Luminaire power (W)	25.0
Electrical Class	I
IP Rating	20
Glow wire rating (°C)	960
Dimming Protocol	1-10V
Indoor/Outdoor	Indoor
Application	Ceiling
Mounting	Surface
Adjustability	GIMBLE 45°
Distance to Lighted Object (m)	0,1
Primary Colour & Primary Finish	Black, Matt
Gross weight (g)	1825.0
Delivered lumens (lm)	737
Efficacy (lm/W)	61
Glare rating	9

Light distribution & beam diagram





### *Installation Accessories*



- 10203005** Baseflange 90 IP55 Aluminium Matt
- 10203032** Baseflange 90 Black Structure
- 10203009** Baseflange 90 White Structure

Choose a required accessory