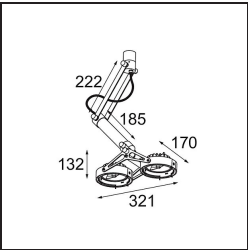


| |
|----------|
| Date |
| Customer |
| Project |
| Type |

FFD_Nomad Surface Adjustable 2x LED AR111 2700K Medium 1-10V DI White Structure



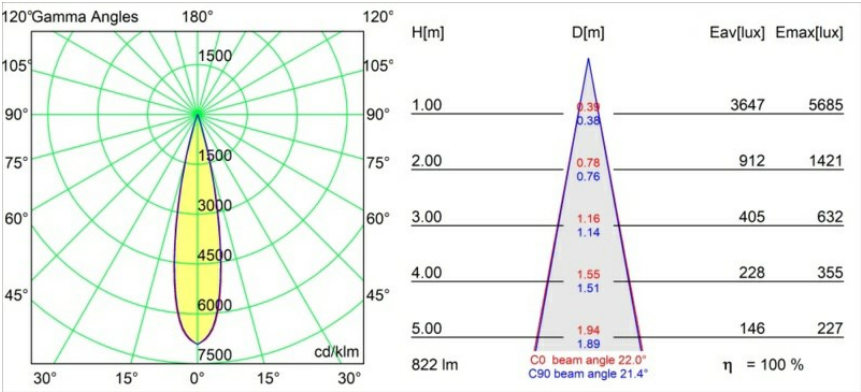
Like industrial design with a retro touch? Revisit Nomad. Now sporting tiny new drivers, and a LED unit that looks exactly like the luminaire’s first halogen bulb, Nomad LED respects the original design to perfection. Available in versions with 2L and 4L light units, in white structure, black or aluminium, with or without integrated gear. The sweetheart of architects is back for your next project.



Specifications

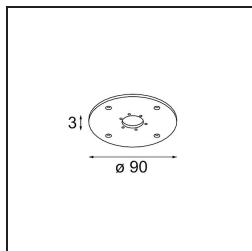
| | |
|---------------------------------|---------------------|
| Material | 12350009 |
| Light Source Type | LED AR111 |
| LED Type | OPTILED AR111 500mA |
| LED technology | LED COB |
| CRI | Min. 80 |
| Colour Temperature | 2700K |
| Lifetime | 35,000 Hours |
| Lamp Included | Yes |
| Number of Light Sources | 2 |
| CIE flux code | 99 100 100 100 100 |
| Binning (SDCM) | 3 |
| Light Direction | Down |
| Optic | Reflector |
| Measured beam angle (°) | 22.0 |
| Input Voltage | 230V |
| Luminaire power (W) | 25.0 |
| Electrical Class | I |
| IP Rating | 20 |
| Glow wire rating (°C) | 960 |
| Dimming Protocol | 1-10V |
| Indoor/Outdoor | Indoor |
| Application | Ceiling |
| Mounting | Surface |
| Adjustability | GIMBLE 45° |
| Distance to Lighted Object (m) | 0,1 |
| Primary Colour & Primary Finish | White, Structure |
| Gross weight (g) | 1825.0 |
| Delivered lumens (lm) | 822 |
| Efficacy (lm/W) | 69 |
| Glare rating | 5 |

Light distribution & beam diagram



Diagrams

Installation Accessories



- 10203005** Baseflange 90 IP55 Aluminium Matt
- 10203032** Baseflange 90 Black Structure
- 10203009** Baseflange 90 White Structure

Choose a required accessory