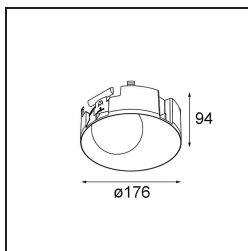


Date
Customer
Project
Type

Shellby Recessed Trimless 176 lx IP55 LED 2700K DE White Structure



Shellby's light is the Sun by day, and the Moon by night. Like the Sun, it brings powerful, general light that indisputably brightens your space, and energises you for daily activities. Like the Moon, it watches, with softer light that inspires calm and warmth. A clash of functions, all in one.

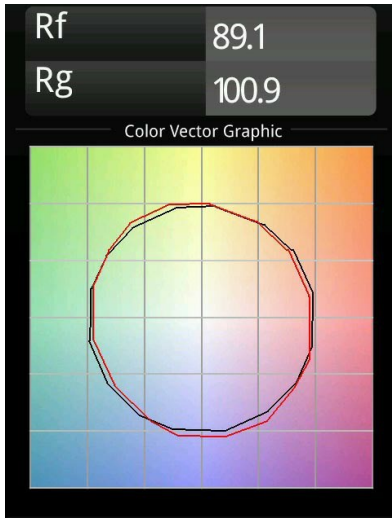


Specifications

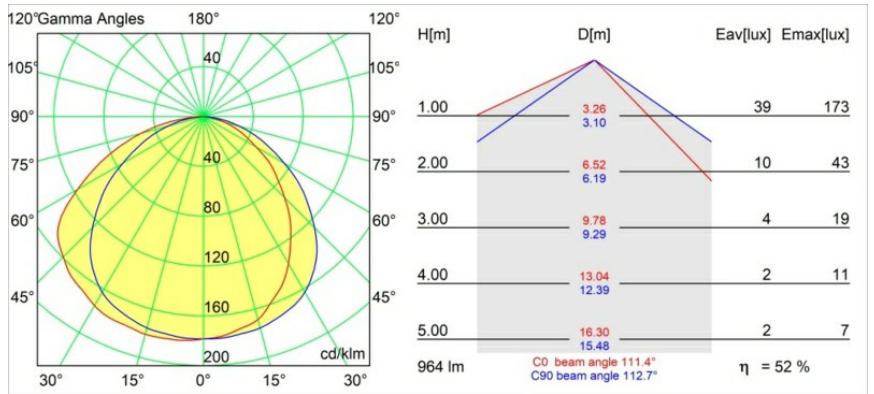
Material	12181009
Light Source Type	LED
LED Type	BRIDGELUX V6 HD G7
LED technology	LED COB
CRI	Min. 90
Colour Temperature	2700K
Lifetime	L80B20 @50,000 Hours
Lamp Included	Yes
Number of Light Sources	1
CIE flux code	48 80 96 100 52
Binning (SDCM)	2
Light Direction	Down
Optic	Collimator
Input Voltage	Constant Current Driver Required
Electrical Class	III
IP Rating	55
Glow wire rating (°C)	960
Indoor/Outdoor	Indoor
Application	Ceiling, Wall
Mounting	Recessed
Cut-out size (mm)	ø200
Mounting depth (mm)	100.0
Adjustability	Not Applicable
Distance to Lighted Object (m)	0,1
Primary Colour & Primary Finish	White, Structure
Gross weight (g)	1080.0
Drive current (mA)	350 500 700
Min. forward voltage (Vf)	14.8 15.2 15.9
Max. forward voltage (Vf)	18.0 18.6 19.5
Connected load (W)	5.7 8.5 12.4
Delivered lumens (lm)	375 505 655
Efficacy (lm/W)	66 59 53
Glare rating	29 30 31

Specifications

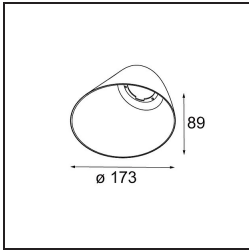
TM30 & CRI diagram



Light distribution & beam diagram

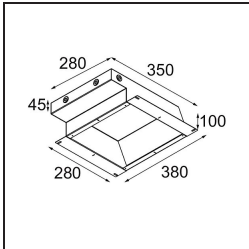


Decorative Accessories

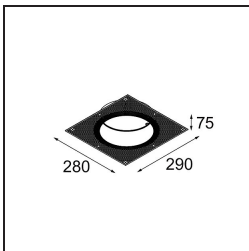


- 12183084** Skin Shellby Silver Bronze Anodised
- 12183041** Skin Shellby Champagne Anodised
- 12183082** Skin Shellby Bronze Anodised
- 12183042** Skin Shellby Gold Anodised
- 12183092** Skin Shellby Pearly White Matt

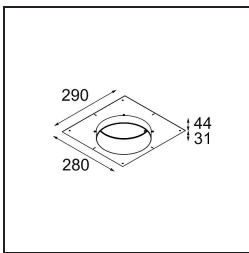
Installation Accessories



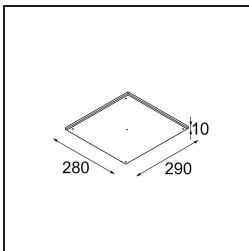
- 12182030** Installation Housing 280x350x100x380



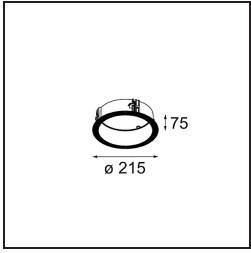
- 12292930** Plaster Kit Trimless 290x280 - 177 1x



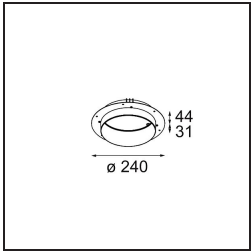
- 12182130** Concrete Kit 177 290x280 1x



- 12293030** Gypsum Fibreboard 290x280



12182230 Ring Recessed Trimless 177 1x



12182330 Concrete Ring 177 Standard Installation Housing

Choose a required accessory