
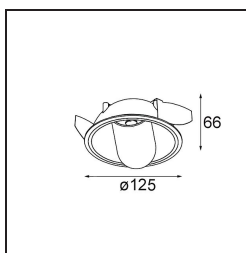


Date
Customer
Project
Type

## Hollow Recessed Adjustable 125 1x LED 3000K Medium DE Black Structure - White Structure



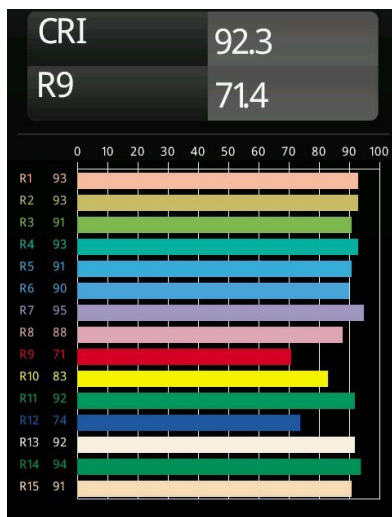
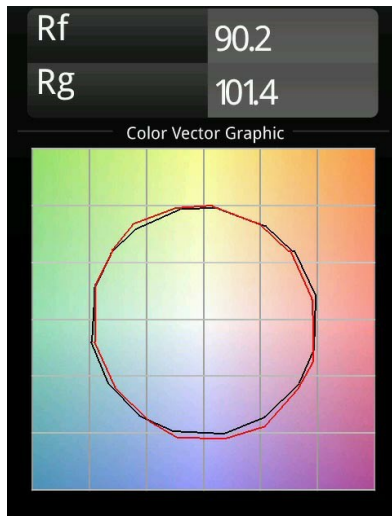
Hollow proposes direct light when open and indirect light when closed. But where does the light come from? Lit or dark, there and not there. A symphony of opposites, Hollow is a downlighter that works with you. Adjustable and versatile. For spaces that welcome intrigue and personality.



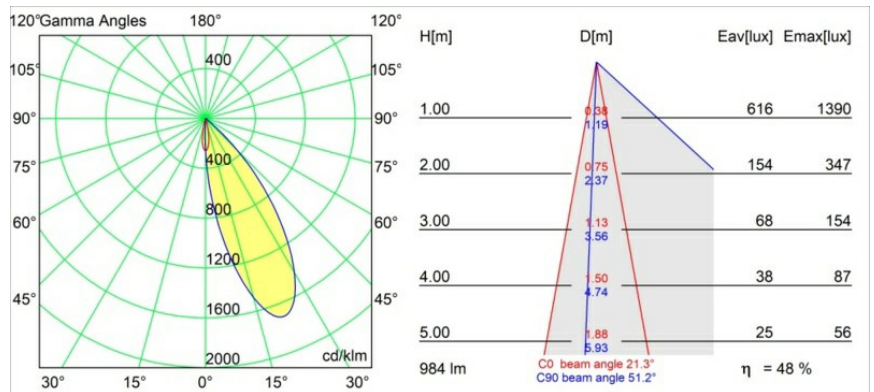
### Specifications

Material	12171147	
Light Source Type	LED	
LED Type	BRIDGELUX V6 HD G7	
LED technology	LED COB	
CRI	Min. 90	
Colour Temperature	3000K	
Lifetime	L80B10 @50,000 Hours	
Lamp Included	Yes	
Number of Light Sources	1	
CIE flux code	92 99 100 100 48	
Binning (SDCM)	2	
Optic	Lens	
Measured beam angle (°)	21.3	
Input Voltage	Constant Current Driver Required	
Electrical Class	III	
IP Rating	20	
Glow wire rating (°C)	960	
Indoor/Outdoor	Indoor	
Application	Ceiling, Wall	
Mounting	Recessed	
Cut-out size (mm)	ø117	
Mounting depth (mm)	70.0	
Adjustability	H 360° V 90°	
Distance to Lighted Object (m)	0,1	
Primary Colour & Primary Finish	Black, Structure	
Secondary Colour & Secondary Finish	White, Structure	
Gross weight (g)	335.0	
Drive current (mA)	350	500
Min. forward voltage (Vf)	14,8	15,2
Max. forward voltage (Vf)	18,0	18,6
Connected load (W)	5,7	8,5
Delivered lumens (lm)	351	474
Efficacy (lm/W)	62	56
Glare rating	13	14

**TM30 & CRI diagram**



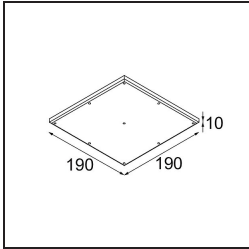
**Light distribution & beam diagram**



## Installation Accessories



**10889830** Installation Housing 192x190x130



**12292830** Gypsum Fibreboard 190x190

Choose a required accessory