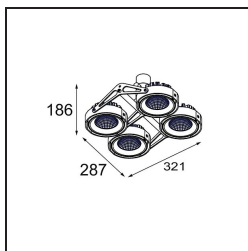



FFD_Nomad Surface Adjustable 4x LED 3000K Medium DE White Structure

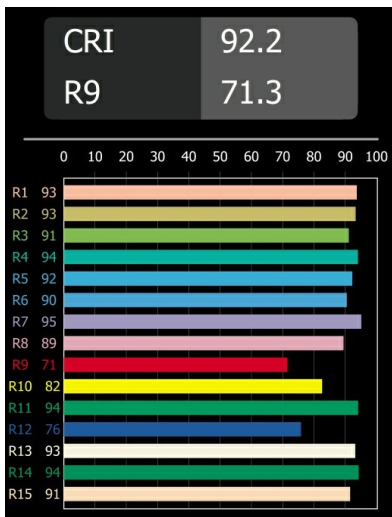
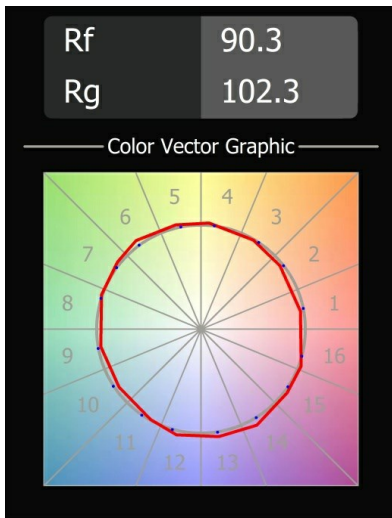


Specifications

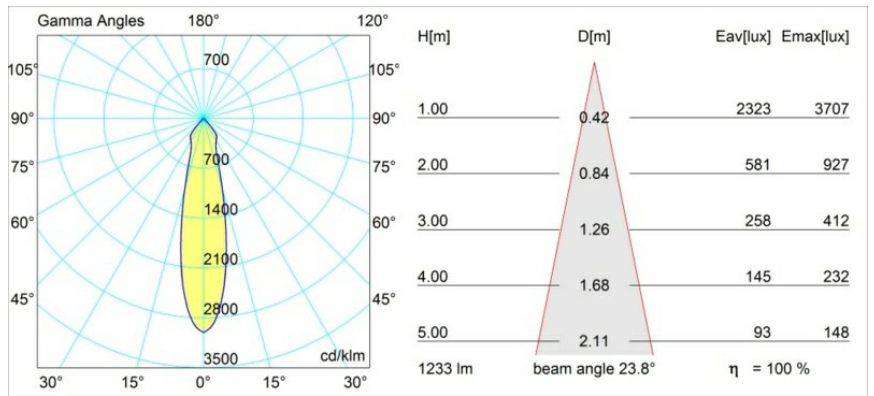
Material	12024409
Light Source Type	LED
LED Type	BRIDGELUX VERO13 G8
LED technology	LED COB
CRI	Min. 90
Colour Temperature	3000K
Lifetime	L80B10 @50,000 Hours
Lamp Included	Yes
Number of Light Sources	4
Binning (SDCM)	2
Light Direction	Down
Optic	Reflector
Measured beam angle (°)	23.8
Input Voltage	Constant Current Driver Required
Electrical Class	III
IP Rating	20
Glow wire rating (°C)	960
Indoor/Outdoor	Indoor
Application	Ceiling, Wall
Mounting	Surface
Adjustability	GIMBLE 45°
Distance to Lighted Object (m)	0,1
Primary Colour & Primary Finish	White, Structure
Gross weight (g)	3100.0
Drive current (mA)	350 500 700
Min. forward voltage (Vf)	28,3 29,0 29,7
Max. forward voltage (Vf)	32,9 33,6 34,5
Connected load (W)	10,7 15,7 22,5
Delivered lumens (lm)	994 1351 1734
Efficacy (lm/W)	90 83 73
Glare rating	16 18 18

Like industrial design with a retro touch? Revisit Nomad. Now sporting tiny new drivers, and a LED unit that looks exactly like the luminaire's first halogen bulb, Nomad LED respects the original design to perfection. Available in versions with 2L and 4L light units, in white structure, black or aluminium, with or without integrated gear. The sweetheart of architects is back for your next project.

TM30 & CRI diagram

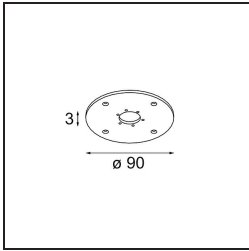


Light distribution & beam diagram

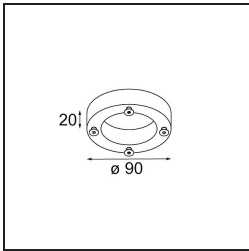


Diagrams

Installation Accessories



- 10203005** Baseflange 90 IP55 Aluminium Matt
- 10203009** Baseflange 90 White Structure
- 10203032** Baseflange 90 Black Structure



- 10204005** Baseflange 90 Tube Aluminium Matt
- 10204009** Baseflange 90 Tube White Structure
- 10204032** Baseflange 90 Tube Black Structure

Choose a required accessory