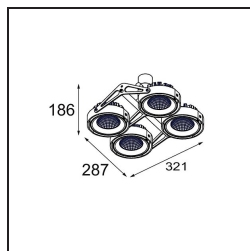


FFD\_Nomad Surface Adjustable 4x LED 2700K Medium DE Aluminium Matt

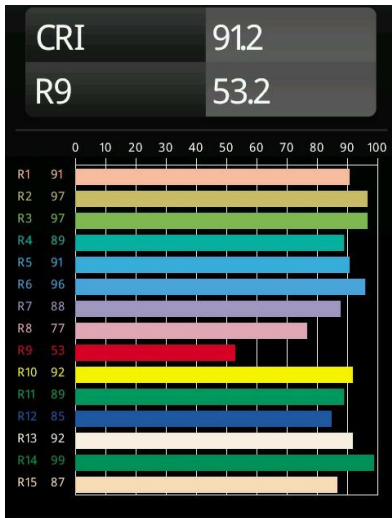
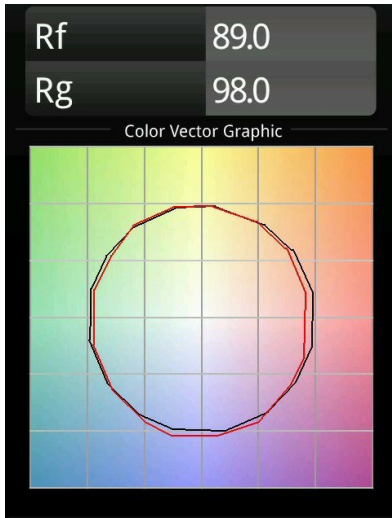


### Specifications

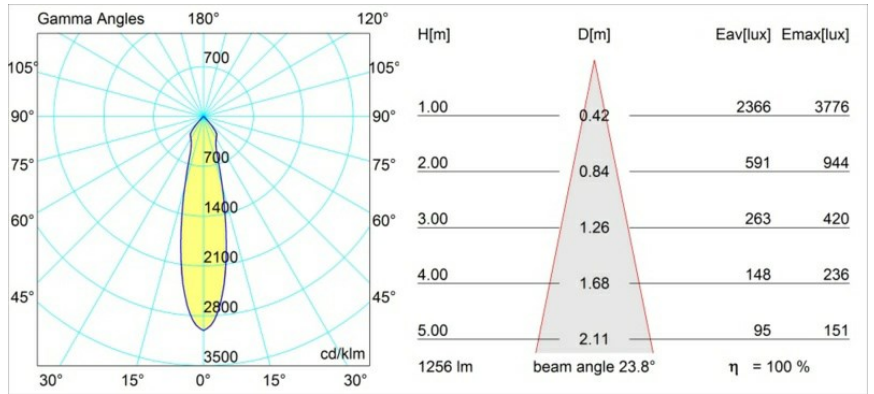
Material	12024105		
Light Source Type	LED		
LED Type	BRIDGELUX VERO13		
LED technology	LED COB		
CRI	Min. 90		
Colour Temperature	2700K		
Lifetime	L80B20 @50,000 Hours		
Lamp Included	Yes		
Number of Light Sources	4		
Binning (SDCM)	3		
Light Direction	Down		
Optic	Reflector		
Measured beam angle (°)	23.8		
Input Voltage	Constant Current Driver Required		
Electrical Class	III		
IP Rating	20		
Glow wire rating (°C)	960		
Indoor/Outdoor	Indoor		
Application	Ceiling, Wall		
Mounting	Surface		
Adjustability	GIMBLE 45°		
Distance to Lighted Object (m)	0,1		
Primary Colour & Primary Finish	Aluminium, Matt		
Gross weight (g)	3100.0		
Drive current (mA)	350	500	700
Min. forward voltage (Vf)	29,1	29,9	31,0
Max. forward voltage (Vf)	33,7	34,7	35,8
Connected load (W)	11,0	16,2	23,4
Luminous flux per lamp (lm)	941	1285	1662
Efficacy (lm/W)	86	79	70
Glare rating	16	17	18

Like industrial design with a retro touch? Revisit Nomad. Now sporting tiny new drivers, and a LED unit that looks exactly like the luminaire's first halogen bulb, Nomad LED respects the original design to perfection. Available in versions with 2L and 4L light units, in white structure, black or aluminium, with or without integrated gear. The sweetheart of architects is back for your next project.

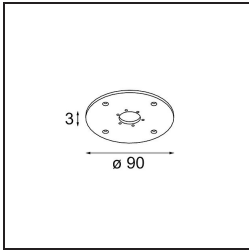
**TM30 & CRI diagram**



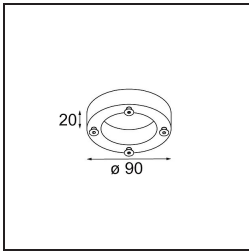
**Light distribution & beam diagram**



**Installation Accessories**



- 10203005** Baseflange 90 Aluminium Matt
- 10203009** Baseflange 90 White Structure
- 10203032** Baseflange 90 Black Structure



- 10204005** Baseflange 90 Tube Aluminium Matt
- 10204009** Baseflange 90 Tube White Structure
- 10204032** Baseflange 90 Tube Black Structure

Choose a required accessory