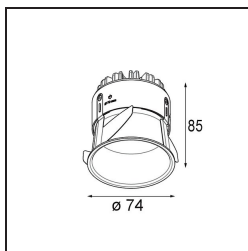


Date
Customer
Project
Type

Thimble Recessed 74 1x IP55 LED 2700K Medium DE Black Structure

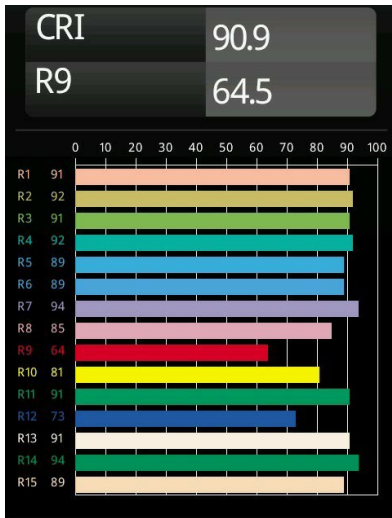
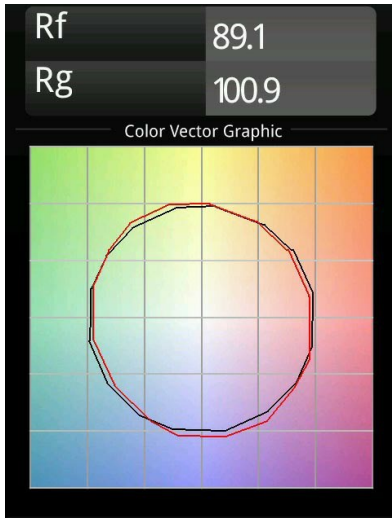


Specifications

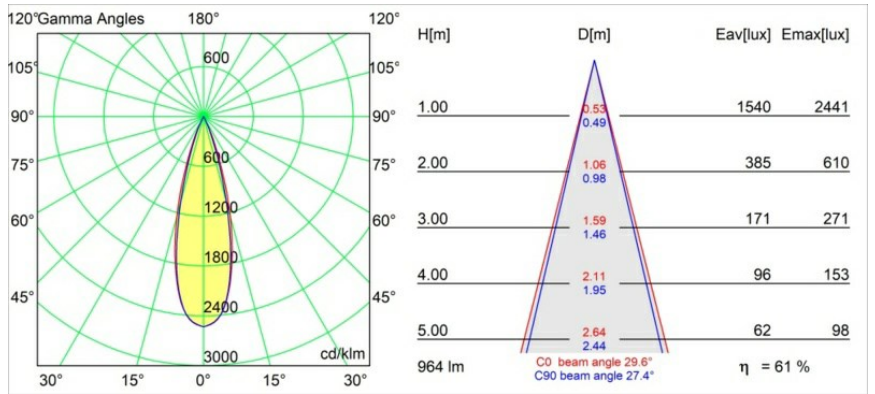
Material	11620032
Light Source Type	LED
LED Type	BRIDGELUX V6 HD G7
LED technology	LED COB
CRI	Min. 90
Colour Temperature	2700K
Lifetime	L80B20 @50,000 Hours
Lamp Included	Yes
Number of Light Sources	1
CIE flux code	100 100 100 100 62
Binning (SDCM)	2
Light Direction	Down
Optic	Lens
Measured beam angle (°)	30.0
Input Voltage	Constant Current Driver Required
Electrical Class	III
IP Rating	55
Glow wire rating (°C)	960
Indoor/Outdoor	Indoor
Application	Ceiling
Mounting	Recessed
Cut-out size (mm)	ø70
Mounting depth (mm)	110.0
Adjustability	Not Applicable
Distance to Lighted Object (m)	0,1
Primary Colour & Primary Finish	Black, Structure
Gross weight (g)	254.0
Drive current (mA)	350 500
Min. forward voltage (Vf)	14,8 15,2
Max. forward voltage (Vf)	18,0 18,6
Connected load (W)	5,7 8,5
Delivered lumens (lm)	440 593
Efficacy (lm/W)	77 70
Glare rating	0 0
Remark	• 4000K on request

Minimalistic design, subtle curves, revealing colours, high-quality lens and LED. With its deep-recessed and glare-free light source, Thimble's clean and seamless execution makes it a quiet yet sophisticated choice for high-end residential or hospitality settings. This versatile, elegant architectural downlighter brings pure form, definition and quality light without stealing all the attention.

TM30 & CRI diagram

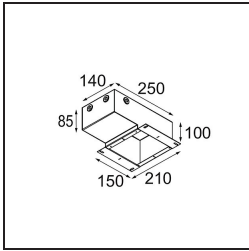


Light distribution & beam diagram

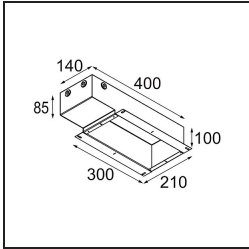


Diagrams

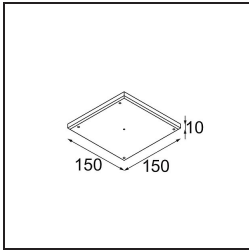
Installation Accessories



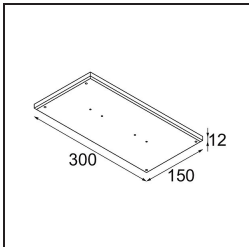
11624030 Installation Housing 140x250x100x210



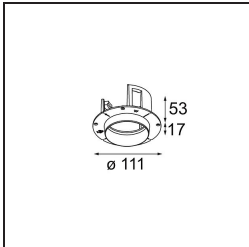
11624130 Installation Housing 140x400x100x210



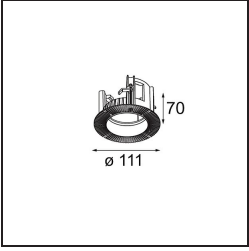
12292630 Gypsum Fibreboard 150x150



12292730 FFD_gypsum fibreboard 300x150



11624430 Concrete Ring 70 Standard Installation Housing



11624330 Ring Recessed 70 1x

Choose a required accessory