

Date
Customer
Project
Type

Pupil Recessed Adjustable 72 1x LED 2700K Flood DE Black Structure



Specifications

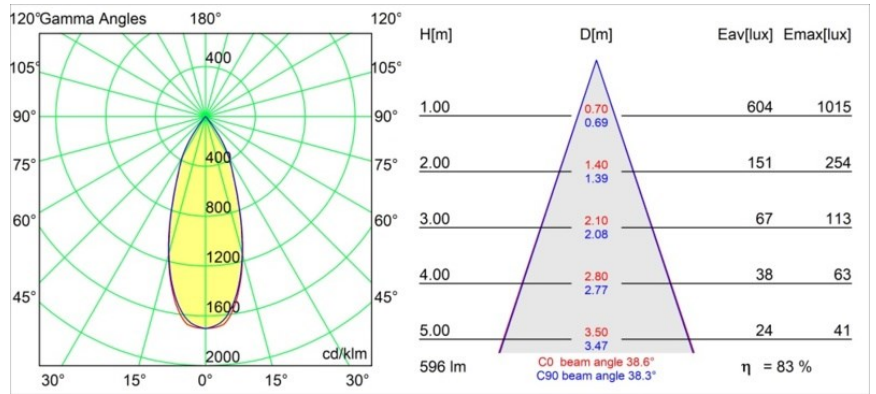
Material	11490332
Light Source Type	LED
LED Type	CREE 1304
LED technology	LED COB
CRI	Min. 90
Colour Temperature	2700K
Lifetime	L90B10 @50,000 Hours
Lamp Included	Yes
Number of Light Sources	1
CIE flux code	100 100 100 100 83
Binning (SDCM)	2
Light Direction	Down
Optic	Reflector
Measured beam angle (°)	38.6
Input Voltage	Constant Current Driver Required
Electrical Class	III
IP Rating	20
Glow wire rating (°C)	960
Indoor/Outdoor	Indoor
Application	Ceiling, Wall
Mounting	Recessed
Cut-out size (mm)	ø65
Mounting depth (mm)	55.0
Adjustability	H 360° V 60°
Distance to Lighted Object (m)	0,1
Primary Colour & Primary Finish	Black, Structure
Gross weight (g)	256.0
Drive current (mA)	350 500 700
Min. forward voltage (Vf)	7,5 7,8 8,1
Max. forward voltage (Vf)	9,5 9,8 10,1
Connected load (W)	3,0 4,4 6,4
Luminous flux per lamp (lm)	285 384 495
Efficacy (lm/W)	95 87 77
Glare rating	18 19 20

Pupil is an orientable downlight full of surprises and contradictions. Using nature as his muse, Dutch designer Basten Leijh created this organic, quirky and curvy shape that points the light where you don't expect it. How can such curves be so functional? Let Pupil express the minimalist and nonconformist in you.

TM30 & CRI diagram



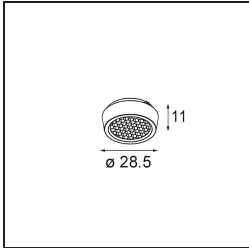
Light distribution & beam diagram



Optical Accessories



14192032 Snoot 26 Black Matt

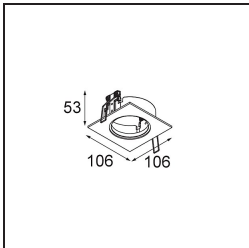


14191032 Honeycomb 26 Black Matt



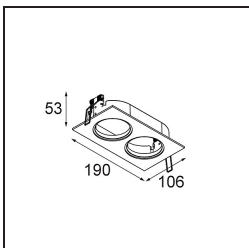
14193032 Crossblade 26 Black Matt

Decorative Accessories



14042009 K-Set 72 1x White Structure

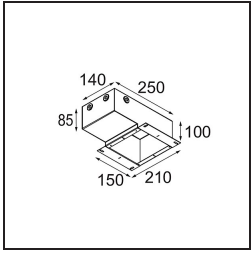
14042032 K-Set 72 1x Black Structure



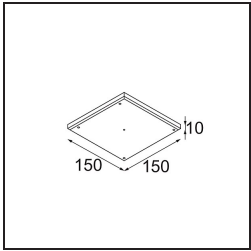
14042132 K-Set 72 2x Black Structure

14042109 K-Set 72 2x White Structure

Installation Accessories



11624030 Installation Housing 140x250x100x210



12292630 Gypsum Fibreboard 150x150

Choose a required accessory