

Date
Customer
Project
Type

*Minude Jack Adjustable 45 1x LED 2700K Medium DE Black Structure*



Minude's yogic flexibility will surprise you about as much as its bare, cylindrical design. Express a refined and minimalistic look & feel on walls, on high or low ceilings. Try more than one Minude on our Pista track or on our redesigned Modupoint LED. Its long string of colours and miniature size will make a big impression.



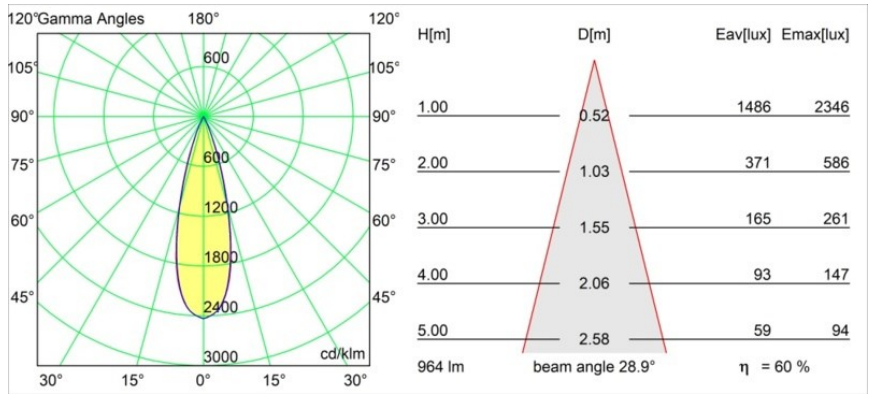
**Specifications**

Material	11463032
Light Source Type	LED
LED Type	BRIDGELUX V6 HD G7
LED technology	LED COB
CRI	Min. 90
Colour Temperature	2700K
Lifetime	L80B10 @50,000 Hours
Lamp Included	Yes
Number of Light Sources	1
CIE flux code	100 100 100 100 60
Binning (SDCM)	2
Light Direction	Down
Optic	Lens
Measured beam angle (°)	28.9
Input Voltage	Constant Current Driver Required
Electrical Class	III
IP Rating	20
Glow wire rating (°C)	960
Indoor/Outdoor	Indoor
Application	Ceiling, Wall
Adjustability	H 360° V 0°/+90°
Distance to Lighted Object (m)	0,1
Primary Colour & Primary Finish	Black, Structure
Gross weight (g)	258.0
Drive current (mA)	350      500
Min. forward voltage (Vf)	14,8      15,2
Max. forward voltage (Vf)	18,0      18,6
Connected load (W)	5,7      8,5
Luminous flux per lamp (lm)	429      579
Efficacy (lm/W)	75      68
Glare rating	1      1
Remark	<ul style="list-style-type: none"> <li>• 3500K and 4000K on request</li> <li>• This is not a complete product. Modupoint Round or Modupoint Square system required.</li> </ul>

**TM30 & CRI diagram**



**Light distribution & beam diagram**



Diagrams

**Decorative Accessories**



**13240009** Stick Modupoint 100 White Structure  
**13240032** Stick Modupoint 100 Black Structure



**13240109** Stick Modupoint 200 White Structure  
**13240132** Stick Modupoint 200 Black Structure



**13240209** Stick Modupoint 300 White Structure  
**13240232** Stick Modupoint 300 Black Structure



**13242509** Stick Modupoint 600 White Structure  
**13242532** Stick Modupoint 600 Black Structure



**13242632** Stick Modupoint 900 Black Structure  
**13242609** Stick Modupoint 900 White Structure



**13242732** Stick Modupoint 1200 Black Structure  
**13242709** Stick Modupoint 1200 White Structure



**13242832** Stick Modupoint 1500 Black Structure  
**13242809** Stick Modupoint 1500 White Structure



**13242209** Stick Modupoint Curved 90° White Structure  
**13242232** Stick Modupoint Curved 90° Black Structure

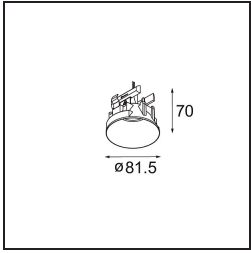


**13242309** Stick Modupoint Curved 180° White Structure  
**13242332** Stick Modupoint Curved 180° Black Structure

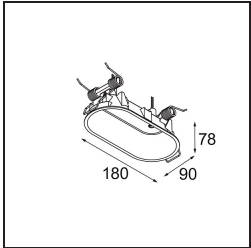
### *Installation Accessories*



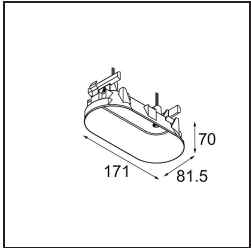
**13240509** Modupoint Round Deep Recessed 90 1x DE White Structure  
**13240532** Modupoint Round Deep Recessed 90 1x DE Black Structure



- **13240609** Modupoint Round Deep Recessed Trimless 82 1x DE White Structure
- **13240632** Modupoint Round Deep Recessed Trimless 82 1x DE Black Structure



- **13240709** Modupoint Round Deep Recessed 90 2x DE White Structure
- **13240732** Modupoint Round Deep Recessed 90 2x DE Black Structure



- **13240809** Modupoint Round Deep Recessed Trimless 82 2x DE White Structure
- **13240832** Modupoint Round Deep Recessed Trimless 82 2x DE Black Structure
- **13242009** Modupoint Round Surface 45 1x DE White Structure
- **13242084** Modupoint Round Surface 45 1x DE Silver Bronze Brushed Anodised
- **13242032** Modupoint Round Surface 45 1x DE Black Structure
- **13242041** Modupoint Round Surface 45 1x DE Champagne Brushed Anodised
- **13242081** Modupoint Round Surface 45 1x DE Black Brushed Anodised
- **13242082** Modupoint Round Surface 45 1x DE Bronze Brushed Anodised
- **13242080** Modupoint Round Surface 45 1x DE Black Chrome
- **13242004** Modupoint Round Surface 45 1x DE Cast Grey Matt



- **13490009** Modupoint Square Surface 320X58 2x Jack Trailing Edge DI 500mA White Structure
- **13490032** Modupoint Square Surface 320X58 2x Jack Trailing Edge DI 500mA Black Structure
- **13490109** Modupoint Square Surface 320X58 2x Jack 1800-3000K WD Trailing Edge DI 350mA White Structure
- **13490132** Modupoint Square Surface 320X58 2x Jack 1800-3000K WD Trailing Edge DI 350mA Black Structure
- **13490209** Modupoint Square Surface 320X58 2x Jack 1-10V DI 500mA White Structure
- **13490232** Modupoint Square Surface 320X58 2x Jack 1-10V DI 500mA Black Structure
- **13490309** Modupoint Square Surface 320X58 2x Jack 1800-3000K WD 1-10V DI 350mA White Structure
- **13490332** Modupoint Square Surface 320X58 2x Jack 1800-3000K WD 1-10V DI 350mA Black Structure
- **13490409** Modupoint Square Surface 320X58 2x Jack DALI/Push-Dim DI 500mA White Structure
- **13490432** Modupoint Square Surface 320X58 2x Jack DALI/Push-Dim DI 500mA Black Structure
- **13490509** Modupoint Square Surface 320X58 2x Jack 1800-3000K WD DALI/Push-Dim DI 350mA White Structure
- **13490532** Modupoint Square Surface 320X58 2x Jack 1800-3000K WD DALI/Push-Dim DI 350mA Black Structure
- **13493009** Modupoint Square Surface 320X58 2x Jack Casambi DI 500mA White Structure
- **13493109** Modupoint Square Surface 320X58 2x Jack 1800-3000K WD Casambi DI 350mA White Structure
- **13493032** Modupoint Square Surface 320X58 2x Jack Casambi DI 500mA Black Structure
- **13493132** Modupoint Square Surface 320X58 2x Jack 1800-3000K WD Casambi DI 350mA Black Structure



- **13491009** Modupoint Square Surface 420X58 3x Jack Trailing Edge DI 500mA White Structure
- **13491032** Modupoint Square Surface 420X58 3x Jack Trailing Edge DI 500mA Black Structure
- **13491109** Modupoint Square Surface 420X58 3x Jack 1800-3000K WD Trailing Edge DI 350mA White Structure
- **13491132** Modupoint Square Surface 420X58 3x Jack 1800-3000K WD Trailing Edge DI 350mA Black Structure
- **13491209** Modupoint Square Surface 420X58 3x Jack 1-10V DI 500mA White Structure
- **13491232** Modupoint Square Surface 420X58 3x Jack 1-10V DI 500mA Black Structure
- **13491309** Modupoint Square Surface 420X58 3x Jack 1800-3000K WD 1-10V DI 350mA White Structure
- **13491332** Modupoint Square Surface 420X58 3x Jack 1800-3000K WD 1-10V DI 350mA Black Structure
- **13491409** Modupoint Square Surface 420X58 3x Jack DALI/Push-Dim DI 500mA White Structure
- **13491432** Modupoint Square Surface 420X58 3x Jack DALI/Push-Dim DI 500mA Black Structure
- **13491509** Modupoint Square Surface 420X58 3x Jack 1800-3000K WD DALI/Push-Dim DI 350mA White Structure
- **13491532** Modupoint Square Surface 420X58 3x Jack 1800-3000K WD DALI/Push-Dim DI 350mA Black Structure
- **13494009** Modupoint Square Surface 420X58 3x Jack Casambi DI 500mA White Structure
- **13494109** Modupoint Square Surface 420X58 3x Jack 1800-3000K WD Casambi DI 350mA White Structure
- **13494032** Modupoint Square Surface 420X58 3x Jack Casambi DI 500mA Black Structure
- **13494132** Modupoint Square Surface 420X58 3x Jack 1800-3000K WD Casambi DI 350mA Black Structure



- **13492009** Modupoint Round Surface 200 3x Jack Trailing Edge DI 500mA White Structure
- **13492109** Modupoint Round Surface 200 3x Jack 1800-3000K WD Trailing Edge DI 350mA White Structure
- **13492032** Modupoint Round Surface 200 3x Jack Trailing Edge DI 500mA Black Structure
- **13492209** Modupoint Round Surface 200 3x Jack 1-10V DI 500mA White Structure
- **13492132** Modupoint Round Surface 200 3x Jack 1800-3000K WD Trailing Edge DI 350mA Black Structure
- **13492309** Modupoint Round Surface 200 3x Jack 1800-3000K WD 1-10V DI 350mA White Structure
- **13492232** Modupoint Round Surface 200 3x Jack 1-10V DI 500mA Black Structure
- **13492409** Modupoint Round Surface 200 3x Jack DALI/Push-Dim DI 500mA White Structure
- **13492332** Modupoint Round Surface 200 3x Jack 1800-3000K WD 1-10V DI 350mA Black Structure
- **13492509** Modupoint Round Surface 200 3x Jack 1800-3000K WD DALI/Push-Dim DI 350mA White Structure
- **13492432** Modupoint Round Surface 200 3x Jack DALI/Push-Dim DI 500mA Black Structure
- **13492532** Modupoint Round Surface 200 3x Jack 1800-3000K WD DALI/Push-Dim DI 350mA Black Structure
- **13495009** Modupoint Round Surface 200 3x Jack Casambi DI 500mA White Structure
- **13495032** Modupoint Round Surface 200 3x Jack Casambi DI 500mA Black Structure
- **13495109** Modupoint Round Surface 200 3x Jack 1800-3000K WD Casambi DI 350mA White Structure
- **13495132** Modupoint Round Surface 200 3x Jack 1800-3000K WD Casambi DI 350mA Black Structure



- **13240309** Modupoint Round Recessed 45 1x DE White Structure
- **13240332** Modupoint Round Recessed 45 1x DE Black Structure



- **13240400** Modupoint Round Recessed Trimless 10 1x DE



- **13242132** Modupoint Round Panel Mount Recessed 17 1x DE Black Structure
- **13242109** Modupoint Round Panel Mount Recessed 17 1x DE White Structure

■ Choose a required accessory