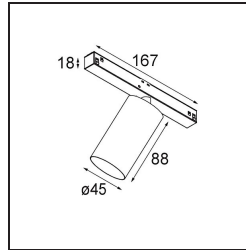


|          |
|----------|
| Date     |
| Customer |
| Project  |
| Type     |

## Minude Track 48V Adjustable 45 1x LED 2700K Medium 1-10V White Structure



Minude's yogic flexibility will surprise you about as much as its bare, cylindrical design. Express a refined and minimalistic look & feel on walls, on high or low ceilings. Try more than one Minude on our Pista track or on our redesigned Modupoint LED. Its long string of colours and miniature size will make a big impression.



### Specifications

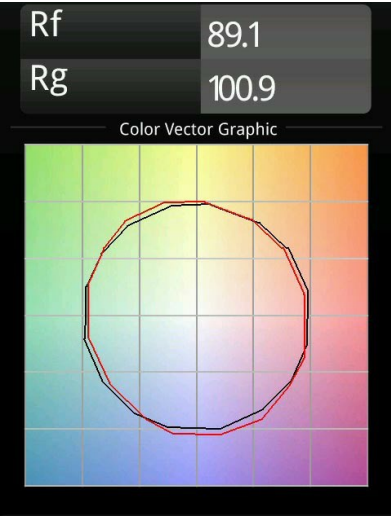
|                                 |   |
|---------------------------------|---|
| Material                        | 11460009  |
| Light Source Type               | LED   |
| LED Type                        | BRIDGELUX V6 HD G7  |
| LED technology                  | LED COB   |
| CRI                             | Min. 90   |
| Colour Temperature              | 2700K   |
| Lifetime                        | L80B10 @50,000 Hours  |
| Lamp Included                   | Yes   |
| Number of Light Sources         | 1   |
| CIE flux code                   | 98 99 100 100 72  |
| Binning (SDCM)                  | 2   |
| Light Direction                 | Down  |
| Optic                           | Lens  |
| Measured beam angle (°)         | 29.6  |
| Input Voltage                   | 48Vdc   |
| Luminaire power (W)             | 11.0  |
| Electrical Class                | III   |
| IP Rating                       | 20  |
| Glow wire rating (°C)           | 960   |
| Dimming Protocol                | 1-10V   |
| Indoor/Outdoor                  | Indoor  |
| Application                     | Ceiling, Wall   |
| Adjustability                   | H 360° V 0°/+90°  |
| Distance to Lighted Object (m)  | 0,1   |
| Primary Colour & Primary Finish | White, Structure  |
| Gross weight (g)                | 394.0   |
| Delivered lumens (lm)           | 598   |
| Efficacy (lm/W)                 | 54  |
| Glare rating                    | 13  |
| Remark                          | <ul style="list-style-type: none"> <li>• 3500K and 4000K on request</li> <li>• White Pista 48V luminaires have a white track adapter. All other Pista 48V luminaires have a black track adapter. Deviation from this is only possible on request.</li> <li>• This Track 48V luminaire can not be used in the upper part of a Pista Track 48V Profile Suspended Up/Down.</li> <li>• This is not a complete product. Pista track 48V</li> </ul> |



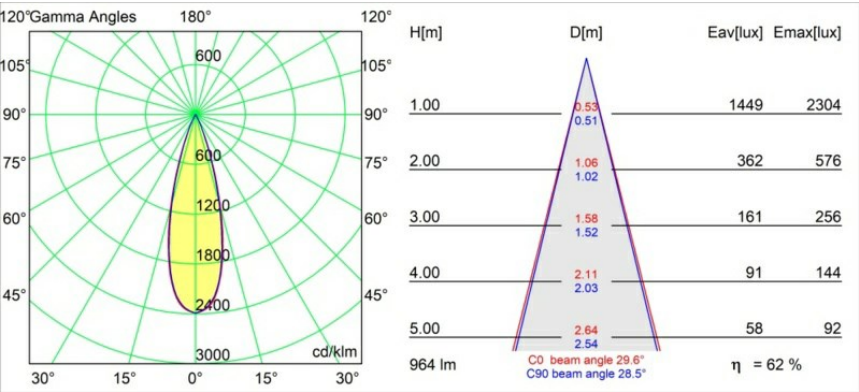
system required.

- For installations without dimmer, it is recommended to use 1-10 V luminaires.

TM30 &amp; CRI diagram



Light distribution &amp; beam diagram



Diagrams