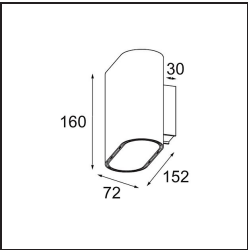


| | |
|----------|--|
| Date | |
| Customer | |
| Project | |
| Type | |

Duell Wall Up/Down 2x IP55 LED 3000K Non-Dim DI Black Structure - Gold Anodised



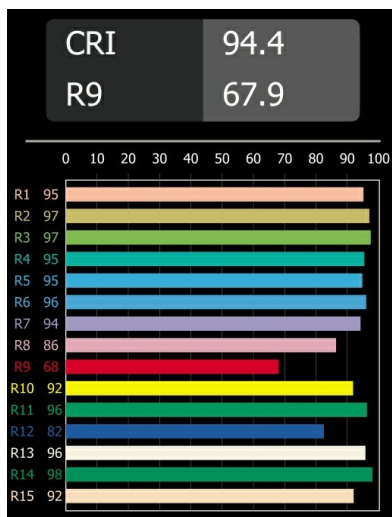
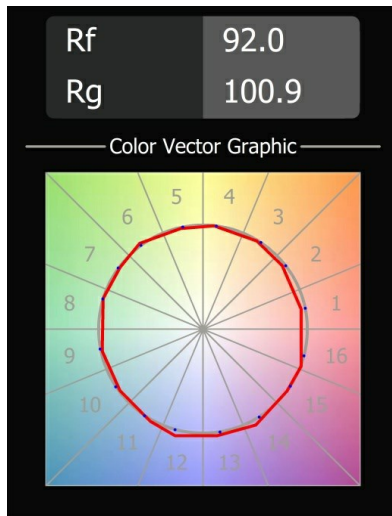
Duell’s gentle curves are sure to give any space a softer touch. This two-colour, LED luminaire invites you to play with combinations. One for the outside, and one for the inside plate. For ceiling-mounted applications, recessed and surface-mounted variants are available. The recessed version has an attractive broad rim, while the surface version also offers a directional variant.



Specifications

| | |
|-------------------------------------|---|
| Material | 11075191 |
| Light Source Type | LED |
| LED Type | OPTOGA 230VAC |
| LED technology | LED PCB |
| CRI | Min. 90 |
| Colour Temperature | 3000K |
| Lifetime | L80B20 @50,000 Hours |
| Lamp Included | Yes |
| Number of Light Sources | 2 |
| CIE flux code | 67 92 99 50 67 |
| Binning (SDCM) | 3 |
| Light Direction | Up/Down |
| Input Voltage | 230V |
| Luminaire power (W) | 12.0 |
| Electrical Class | I |
| IP Rating | 55 |
| Glow wire rating (°C) | 960 |
| Dimming Protocol | Non-Dim |
| Indoor/Outdoor | Outdoor |
| Application | Wall |
| Mounting | Surface |
| Adjustability | Not Applicable |
| Distance to Lighted Object (m) | 0,1 |
| Primary Colour & Primary Finish | Black, Structure |
| Secondary Colour & Secondary Finish | Gold, Anodised |
| Gross weight (g) | 1144.0 |
| Luminous flux per lamp (lm) | 635 |
| Efficacy (lm/W) | 53 |
| Glare rating | 16 |
| Remark | <ul style="list-style-type: none"> Not suitable for installation ≤5km from the coast |

TM30 & CRI diagram



Light distribution & beam diagram

