
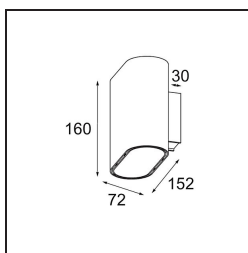


Date
Customer
Project
Type

Duell Wall Up/Down 2x IP55 LED 3000K Non-Dim DI White Structure - Champagne Anodised



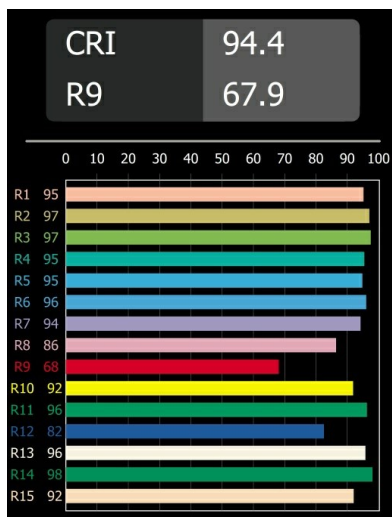
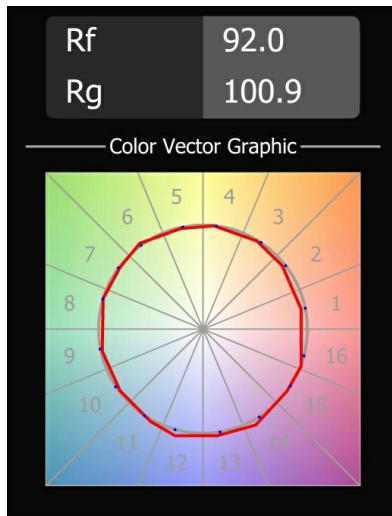
Duell's gentle curves are sure to give any space a softer touch. This two-colour, LED luminaire invites you to play with combinations. One for the outside, and one for the inside plate. For ceiling-mounted applications, recessed and surface-mounted variants are available. The recessed version has an attractive broad rim, while the surface version also offers a directional variant.



Specifications

Material	11075139
Light Source Type	LED
LED Type	OPTOGA 230VAC
LED technology	LED PCB
CRI	Min. 90
Colour Temperature	3000K
Lifetime	L80B20 @50,000 Hours
Lamp Included	Yes
Number of Light Sources	2
CIE flux code	64 90 98 50 72
Binning (SDCM)	3
Light Direction	Up/Down
Input Voltage	230V
Luminaire power (W)	12.0
Electrical Class	I
IP Rating	55
Glow wire rating (°C)	960
Dimming Protocol	Non-Dim
Indoor/Outdoor	Outdoor
Application	Wall
Mounting	Surface
Adjustability	Not Applicable
Distance to Lighted Object (m)	0,1
Primary Colour & Primary Finish	White, Structure
Secondary Colour & Secondary Finish	Champagne, Anodised
Gross weight (g)	1144.0
Luminous flux per lamp (lm)	677
Efficacy (lm/W)	56
Glare rating	18
Remark	• Not suitable for installation ≤5km from the coast

TM30 & CRI diagram



Light distribution & beam diagram

