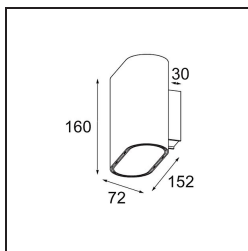


Date
Customer
Project
Type

*Duell Wall Up/Down 2x LED 2700K Trailing Edge DI Silver Bronze Brushed Anodised - Black Matt*



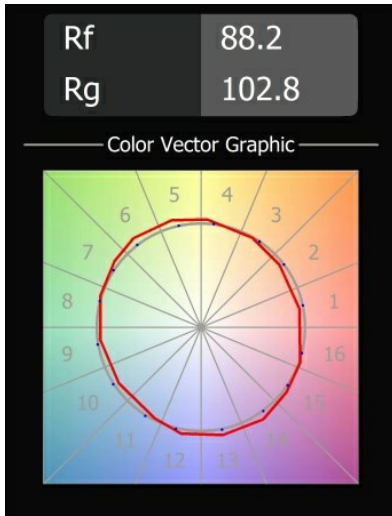
Duell's gentle curves are sure to give any space a softer touch. This two-colour, LED luminaire invites you to play with combinations. One for the outside, and one for the inside plate. For ceiling-mounted applications, recessed and surface-mounted variants are available. The recessed version has an attractive broad rim, while the surface version also offers a directional variant.



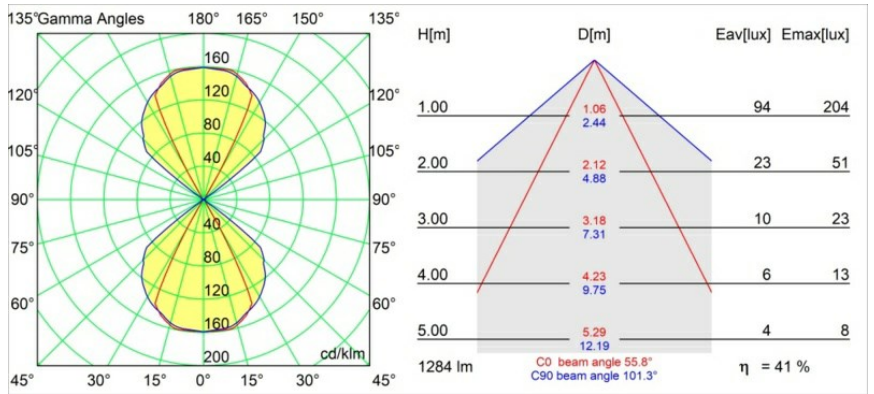
### Specifications

Material	11074912
Light Source Type	LED
LED Type	BRIDGELUX V8G8
LED technology	LED COB
CRI	Min. 90
Colour Temperature	2700K
Lifetime	L80B20 @50,000 Hours
Lamp Included	Yes
Number of Light Sources	2
CIE flux code	84 99 99 50 42
Binning (SDCM)	2
Light Direction	Up/Down
Input Voltage	230V
Luminaire power (W)	12.0
Electrical Class	I
IP Rating	20
Glow wire rating (°C)	960
Dimming Protocol	Trailing Edge
Indoor/Outdoor	Indoor
Application	Wall
Mounting	Surface
Adjustability	Not Applicable
Distance to Lighted Object (m)	0,1
Primary Colour & Primary Finish	Silver Bronze, Brushed Anodised
Secondary Colour & Secondary Finish	Black, Matt
Gross weight (g)	1213.0
Delivered lumens (lm)	537
Efficacy (lm/W)	45
Glare rating	15

**TM30 & CRI diagram**



**Light distribution & beam diagram**



Diagrams