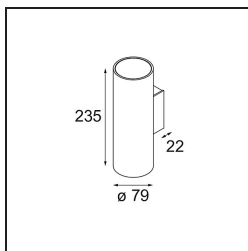



Date
Customer
Project
Type

Nude Wall Up/Down 79 2x IP55 LED 3000K Flood Trailing Edge DI Black Structure



Specifications

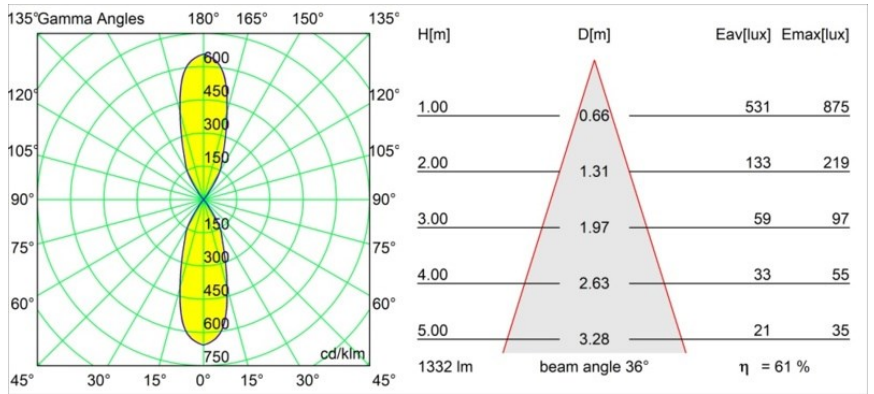
Material	10923132
Light Source Type	LED
LED Type	BRIDGELUX V8G8
LED technology	LED COB
CRI	Min. 90
Colour Temperature	3000K
Lifetime	L90B10 @50,000 Hours
Lamp Included	Yes
Number of Light Sources	2
CIE flux code	100 100 100 50 61
Binning (SDCM)	2
Light Direction	Up/Down
Optic	Reflector
Measured beam angle (°)	36.0
Input Voltage	230V
Luminaire power (W)	11.6
Electrical Class	I
IP Rating	55
Glow wire rating (°C)	960
Dimming Protocol	Trailing Edge
Indoor/Outdoor	Outdoor
Application	Wall
Mounting	Surface
Adjustability	Not Applicable
Distance to Lighted Object (m)	0,1
Primary Colour & Primary Finish	Black, Structure
Gross weight (g)	1768.0
Luminous flux per lamp (lm)	816
Efficacy (lm/W)	70
Glare rating	9
Remark	• Not suitable for installation ≤5km from the coast

Nude's pure geometrical lines are ideal for highlighting architectural features. A long, thin, wall luminaire with indirect light, it is completely stripped down to the essence of what constitutes a luminaire. Its light source is recessed in the slender cylinder so much so that it is practically invisible. Complement the light effect with white or black, or a row of rich colours.

TM30 & CRI diagram



Light distribution & beam diagram



Diagrams