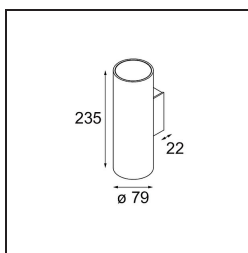


Date	
Customer	
Project	
Type	

Nude Wall Up/Down 79 2x IP55 LED 3000K Flood Trailing Edge DI White Structure



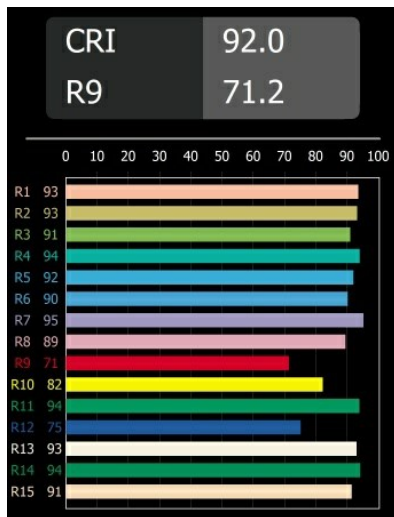
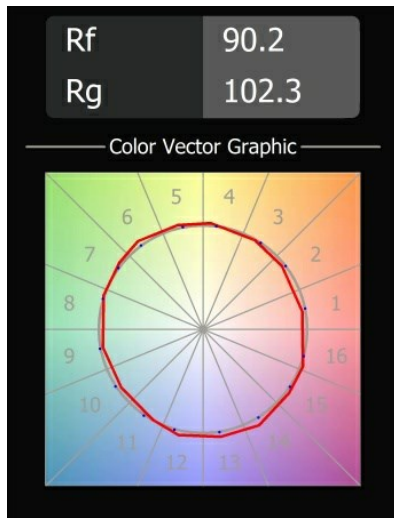
Nude's pure geometrical lines are ideal for highlighting architectural features. A long, thin, wall luminaire with indirect light, it is completely stripped down to the essence of what constitutes a luminaire. Its light source is recessed in the slender cylinder so much so that it is practically invisible. Complement the light effect with white or black, or a row of rich colours.



Specifications

Material	10923109
Light Source Type	LED
LED Type	BRIDGELUX V8G8
LED technology	LED COB
CRI	Min. 90
Colour Temperature	3000K
Lifetime	L90B10 @50,000 Hours
Lamp Included	Yes
Number of Light Sources	2
CIE flux code	100 100 100 50 61
Binning (SDCM)	2
Light Direction	Up/Down
Optic	Reflector
Measured beam angle (°)	36.0
Input Voltage	230V
Luminaire power (W)	11.6
Electrical Class	I
IP Rating	55
Glow wire rating (°C)	960
Dimming Protocol	Trailing Edge
Indoor/Outdoor	Outdoor
Application	Wall
Mounting	Surface
Adjustability	Not Applicable
Distance to Lighted Object (m)	0,1
Primary Colour & Primary Finish	White, Structure
Gross weight (g)	1768.0
Luminous flux per lamp (lm)	816
Efficacy (lm/W)	70
Glare rating	9
Remark	<ul style="list-style-type: none"> Not suitable for installation ≤5km from the coast

TM30 & CRI diagram



Light distribution & beam diagram

