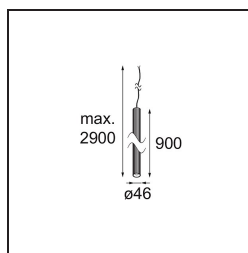



Datum
Klant
Project
Soort

Extruded Stripped Suspended 46 900 1x LED 2700K Flood DE Black Anodised



Specificaties

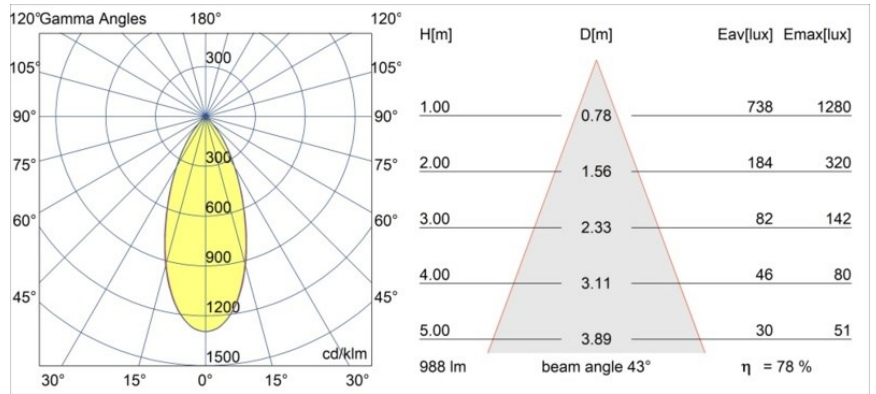
Materiaal	13790681
Type Lichtbron	LED
LED type	BRIDGELUX V6 HD G8
LED technologie	Led-COB
CRI	Min. 90
Kleurtemperatuur	2700K
Levensduur	L80B20 bij 50.000 Uur
Lamp inbegrepen	Ja
Aantal Lichtbronnen	1
CIE-fluxcode	96 100 100 100 79
Binning (SDCM)	2
Lichtrichting	Omlaag
Optisch	Reflector
Gemeten gradenbundel (°)	43,0
Ingangsspanning	Aandrijving Gelijkstroom Vereist
Elektriciteitsklasse	III
IP-klasse	20
Gloeidraadtest (°C)	960
Binnen/Buiten	Binnen
Toepassing	Plafond
Montage	Gependeld
Verstelbaarheid	Not Applicable
Afstand tot Verlicht Voorwerp (m)	0,1
Primaire Kleur & Primaire Afwerking	Zwart, Geanodiseerd
Brutogewicht (g)	2210,0
Stroom driver (mA)	350 500
Min. forward voltage (Vf)	15,4 15,8
Max. forward voltage (Vf)	18,8 19,4
Connected load (W)	6,0 8,8
Lumenoutput per lampunit (lm)	577 779
Efficiëntie (lm/W)	96 89
UGR	23 25

Sterke lijnen die samensmelten. Extruded Stripped is een hedendaags design dat in harmonie is met zijn omgeving. Deze nieuwe familie verwelkomt een opvallende, stille armatuur met een minimalistische look.

TM30 & CRI Diagrammen

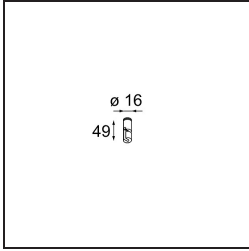


Lichtspreiding & Stralingsdiagram

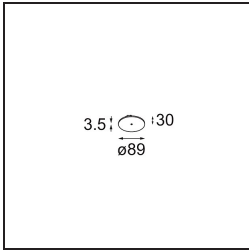


Diagrammen

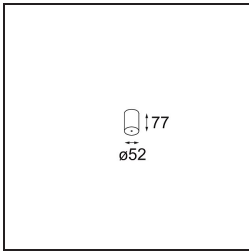
Installatie Accessoires



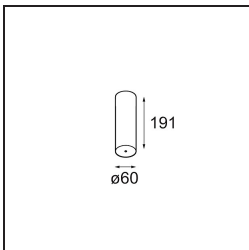
- 13570709** Suspension Point Kompas White Structure
- 13570732** Suspension Point Kompas Black Structure



- 13791032** Power Feed and Suspension Canopy Semi-Recessed Round 2P Extruded Stripped DE Black Structure
- 13791036** Power Feed and Suspension Canopy Semi-Recessed Round 2P Extruded Stripped DE Grey White Structure



- 13791132** Power Feed and Suspension Canopy Surface Round 2P Extruded Stripped DE Black Structure
- 13791136** Power Feed and Suspension Canopy Surface Round 2P Extruded Stripped DE Grey White Structure



- 13791232** Power Feed and Suspension Canopy Surface Round Extruded Stripped Trailing Edge DI 350mA Black Structure
- 13791236** Power Feed and Suspension Canopy Surface Round Extruded Stripped Trailing Edge DI 350mA Grey White Structure
- 13791332** Power Feed and Suspension Canopy Surface Round Extruded Stripped DALI/Push-Dim DI 350mA Black Structure
- 13791336** Power Feed and Suspension Canopy Surface Round Extruded Stripped DALI/Push-Dim DI 350mA Grey White Structure
- 13791432** Power Feed and Suspension Canopy Surface Round Extruded Stripped Trailing Edge DI 500mA Black Structure
- 13791436** Power Feed and Suspension Canopy Surface Round Extruded Stripped Trailing Edge DI 500mA Grey White Structure
- 13791532** Power Feed and Suspension Canopy Surface Round Extruded Stripped DALI/Push-Dim DI 500mA Black Structure
- 13791536** Power Feed and Suspension Canopy Surface Round Extruded Stripped DALI/Push-Dim DI 500mA Grey White Structure

- 13570632** Kompas Round Surface 340 DE Black Structure
- 13571209** Kompas Round Surface 340 50W 1-10V DI 500mA White Structure
- 13571232** Kompas Round Surface 340 50W 1-10V DI 500mA Black Structure
- 13571309** Kompas Round Surface 340 50W DALI DI 500mA White Structure
- 13571332** Kompas Round Surface 340 50W DALI DI 500mA Black Structure

13571409	Kompas Round Surface 340 100W Casambi DI 350mA White Structure
13571432	Kompas Round Surface 340 100W Casambi DI 350mA Black Structure
13571509	Kompas Round Surface 340 100W Casambi DI 500mA White Structure
13571532	Kompas Round Surface 340 100W Casambi DI 500mA Black Structure
13571609	Kompas Round Surface 340 50W Casambi DI 350mA White Structure
13571632	Kompas Round Surface 340 50W Casambi DI 350mA Black Structure
13571709	Kompas Round Surface 340 50W Casambi DI 500mA White Structure
13571732	Kompas Round Surface 340 50W Casambi DI 500mA Black Structure
13570009	Kompas Round Surface 340 60W Trailing Edge DI 350mA White Structure
13570032	Kompas Round Surface 340 60W Trailing Edge DI 350mA Black Structure
13570132	Kompas Round Surface 340 100W 1-10V DI 350mA Black Structure
13570209	Kompas Round Surface 340 100W DALI DI 350mA White Structure
13570232	Kompas Round Surface 340 100W DALI DI 350mA Black Structure
13570309	Kompas Round Surface 340 60W Trailing Edge DI 500mA White Structure
13570332	Kompas Round Surface 340 60W Trailing Edge DI 500mA Black Structure
13570409	Kompas Round Surface 340 100W 1-10V DI 500mA White Structure
13570432	Kompas Round Surface 340 100W 1-10V DI 500mA Black Structure
13570509	Kompas Round Surface 340 100W DALI DI 500mA White Structure
13570532	Kompas Round Surface 340 100W DALI DI 500mA Black Structure
13570609	Kompas Round Surface 340 DE White Structure
13570809	Kompas Round Surface 340 30W Trailing Edge DI 350mA White Structure
13570832	Kompas Round Surface 340 30W Trailing Edge DI 350mA Black Structure
13570909	Kompas Round Surface 340 50W 1-10V DI 350mA White Structure
13570932	Kompas Round Surface 340 50W 1-10V DI 350mA Black Structure
13571009	Kompas Round Surface 340 50W DALI DI 350mA White Structure
13571032	Kompas Round Surface 340 50W DALI DI 350mA Black Structure
13571109	Kompas Round Surface 340 30W Trailing Edge DI 500mA White Structure
13571132	Kompas Round Surface 340 30W Trailing Edge DI 500mA Black Structure
13570109	Kompas Round Surface 340 100W 1-10V DI 350mA White Structure

■ Kies een vereist accessoire