
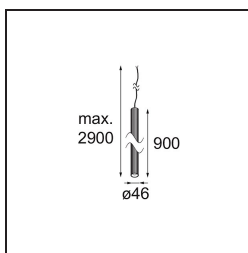


Date
Customer
Project
Type

*Extruded Stripped Suspended 46 900 1x LED 2700K Flood DE Black Anodised*



Linee forti che si fondono. Extruded Stripped propone un design contemporaneo che si armonizza perfettamente con l'ambiente circostante. Questa nuova famiglia si distingue per il suo look minimalista e rigoroso.



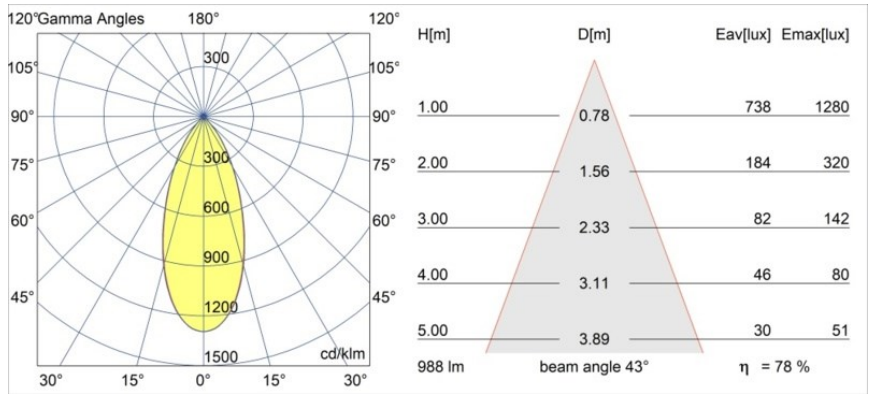
### Specifications

Materiale	13790681
Tipo di Sorgente	LED
Tipologia LED	BRIDGELUX V6 HD G8
Tecnologie LED	COB
CRI	Min. 90
Temperatura di colore della luce	2700K
Vita utile	L80B20 @50.000 ore
Lampadina inclusa	Sì
Numero di fonte luminosa	1
Codice di flusso CIE	96 100 100 100 79
Binning (SDCM)	2
Direzione della luce	Diretta
Ottiche	Riflettore
Fascio misurato (°)	43,0
Volt in ingresso	Necessario driver a corrente costante
Classificazione elettrica	III
Grado IP	20
Test filo a caldo (°C)	960
Interno/Esterno	Interno
Applicazione	Soffitto
Montaggio	Sospeso
Orientabilità	Not Applicable
Distanza dall'oggetto illuminato (m)	0,1
Colore primario & Finitura primaria	Nero, Anodizzata
Peso lordo (g)	2210,0
Corrente di azionamento (mA)	350      500
Min. forward voltage (Vf)	15,4      15,8
Max. forward voltage (Vf)	18,8      19,4
Connected load (W)	6,0      8,8
Flusso luminoso per lampade (lm)	577      779
Efficienza (lm/W)	96      89
Livello abbagliamento	23      25

**TM30 & CRI diagram**

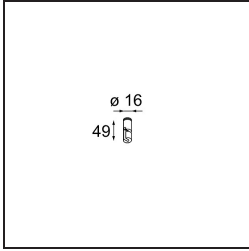


**Light distribution & beam diagram**

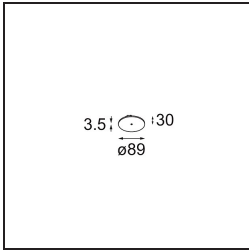


Diagrams

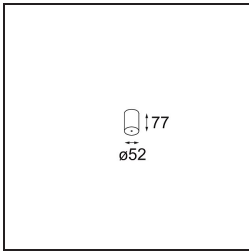
**Accessori Installazione**



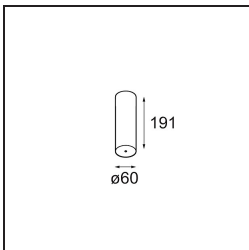
- 13570709** Suspension Point Kompas White Structure
- 13570732** Suspension Point Kompas Black Structure



- 13791032** Power Feed and Suspension Canopy Semi-Recessed Round 2P Extruded Stripped DE Black Structure
- 13791036** Power Feed and Suspension Canopy Semi-Recessed Round 2P Extruded Stripped DE Grey White Structure



- 13791132** Power Feed and Suspension Canopy Surface Round 2P Extruded Stripped DE Black Structure
- 13791136** Power Feed and Suspension Canopy Surface Round 2P Extruded Stripped DE Grey White Structure



- 13791232** Power Feed and Suspension Canopy Surface Round Extruded Stripped Trailing Edge DI 350mA Black Structure
- 13791236** Power Feed and Suspension Canopy Surface Round Extruded Stripped Trailing Edge DI 350mA Grey White Structure
- 13791332** Power Feed and Suspension Canopy Surface Round Extruded Stripped DALI/Push-Dim DI 350mA Black Structure
- 13791336** Power Feed and Suspension Canopy Surface Round Extruded Stripped DALI/Push-Dim DI 350mA Grey White Structure
- 13791432** Power Feed and Suspension Canopy Surface Round Extruded Stripped Trailing Edge DI 500mA Black Structure
- 13791436** Power Feed and Suspension Canopy Surface Round Extruded Stripped Trailing Edge DI 500mA Grey White Structure
- 13791532** Power Feed and Suspension Canopy Surface Round Extruded Stripped DALI/Push-Dim DI 500mA Black Structure
- 13791536** Power Feed and Suspension Canopy Surface Round Extruded Stripped DALI/Push-Dim DI 500mA Grey White Structure

- 13570632** Kompas Round Surface 340 DE Black Structure
- 13571209** Kompas Round Surface 340 50W 1-10V DI 500mA White Structure
- 13571232** Kompas Round Surface 340 50W 1-10V DI 500mA Black Structure
- 13571309** Kompas Round Surface 340 50W DALI DI 500mA White Structure
- 13571332** Kompas Round Surface 340 50W DALI DI 500mA Black Structure

---

<b>13571409</b>	Kompas Round Surface 340 100W Casambi DI 350mA White Structure
<b>13571432</b>	Kompas Round Surface 340 100W Casambi DI 350mA Black Structure
<b>13571509</b>	Kompas Round Surface 340 100W Casambi DI 500mA White Structure
<b>13571532</b>	Kompas Round Surface 340 100W Casambi DI 500mA Black Structure
<b>13571609</b>	Kompas Round Surface 340 50W Casambi DI 350mA White Structure
<b>13571632</b>	Kompas Round Surface 340 50W Casambi DI 350mA Black Structure
<b>13571709</b>	Kompas Round Surface 340 50W Casambi DI 500mA White Structure
<b>13571732</b>	Kompas Round Surface 340 50W Casambi DI 500mA Black Structure
<b>13570009</b>	Kompas Round Surface 340 60W Trailing Edge DI 350mA White Structure
<b>13570032</b>	Kompas Round Surface 340 60W Trailing Edge DI 350mA Black Structure
<b>13570132</b>	Kompas Round Surface 340 100W 1-10V DI 350mA Black Structure
<b>13570209</b>	Kompas Round Surface 340 100W DALI DI 350mA White Structure
<b>13570232</b>	Kompas Round Surface 340 100W DALI DI 350mA Black Structure
<b>13570309</b>	Kompas Round Surface 340 60W Trailing Edge DI 500mA White Structure
<b>13570332</b>	Kompas Round Surface 340 60W Trailing Edge DI 500mA Black Structure
<b>13570409</b>	Kompas Round Surface 340 100W 1-10V DI 500mA White Structure
<b>13570432</b>	Kompas Round Surface 340 100W 1-10V DI 500mA Black Structure
<b>13570509</b>	Kompas Round Surface 340 100W DALI DI 500mA White Structure
<b>13570532</b>	Kompas Round Surface 340 100W DALI DI 500mA Black Structure
<b>13570609</b>	Kompas Round Surface 340 DE White Structure
<b>13570809</b>	Kompas Round Surface 340 30W Trailing Edge DI 350mA White Structure
<b>13570832</b>	Kompas Round Surface 340 30W Trailing Edge DI 350mA Black Structure
<b>13570909</b>	Kompas Round Surface 340 50W 1-10V DI 350mA White Structure
<b>13570932</b>	Kompas Round Surface 340 50W 1-10V DI 350mA Black Structure
<b>13571009</b>	Kompas Round Surface 340 50W DALI DI 350mA White Structure
<b>13571032</b>	Kompas Round Surface 340 50W DALI DI 350mA Black Structure
<b>13571109</b>	Kompas Round Surface 340 30W Trailing Edge DI 500mA White Structure
<b>13571132</b>	Kompas Round Surface 340 30W Trailing Edge DI 500mA Black Structure
<b>13570109</b>	Kompas Round Surface 340 100W 1-10V DI 350mA White Structure

Choose a required accessory