
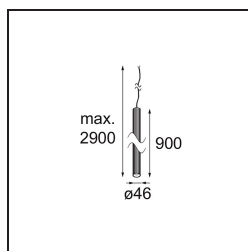


*Extruded Stripped Suspended 46 900 1x LED 2700K Flood DE Black Anodised*



Un mélange de lignes puissantes. Extruded Stripped est un design contemporain qui s'accorde en douceur avec son environnement. Cette nouvelle famille exprime présence et immobilité dans un look très minimaliste.



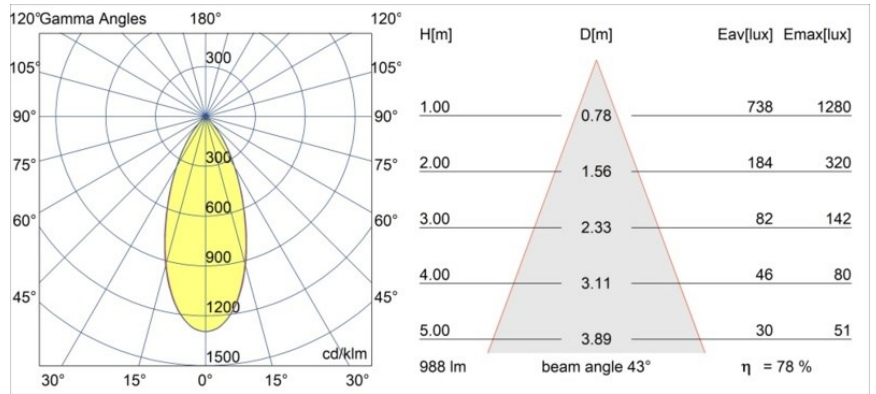
### Caractéristiques

Matériaux	13790681
Type de Source Lumineuse	LED
Type de LED	BRIDGELUX V6 HD G8
Technologie LED	LED COB
CRI	Min. 90
Température de Couleur	2700K
Durée de Vie	L80B20 à 50 000 heures
Ampoule incluse	Oui
Nombre de Sources Lumineuses	1
Code de flux CIE	96 100 100 100 79
Groupe ment (SDCM)	2
Direction de la Lumière	Bas
Optique	Réflecteur
Faisceau mesuré (°)	43,0
Tension d'Entrée	Driver à Courant Constant Requis
Classe Électrique	III
Indice de protection IP	20
Essai au fil incandescent (°C)	960
Intérieur/extérieur	Intérieur
Application	Plafond
Montage	Suspendu
Ajustabilité	Not Applicable
Distance avec l'Objet Éclairé (m)	0,1
Couleur Principale & Finition Principale	Noir, Anodisé
Poids brut (g)	2210,0
Courant du driver (mA)	350 500
Min. forward voltage (Vf)	15,4 15,8
Max. forward voltage (Vf)	18,8 19,4
Connected load (W)	6,0 8,8
Flux lumineux par lampe (lm)	577 779
Efficacité (lm/W)	96 89
UGR	23 25

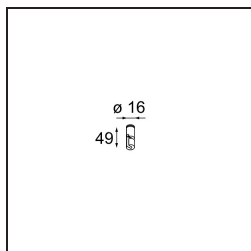
**TM30 & CRI diagrammes**



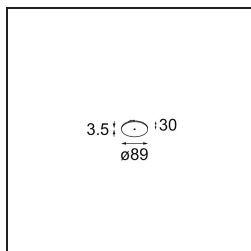
**Distribution de Lumière & Schéma de Faisceau**



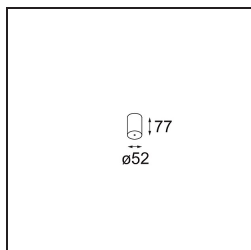
**Accessoires d'Eclairage d'installation**



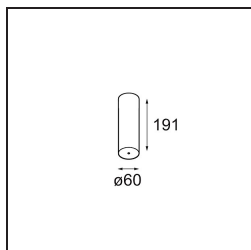
- 13570709** Suspension Point Kompas White Structure
- 13570732** Suspension Point Kompas Black Structure



- 13791032** Power Feed and Suspension Canopy Semi-Recessed Round 2P Extruded Stripped DE Black Structure
- 13791036** Power Feed and Suspension Canopy Semi-Recessed Round 2P Extruded Stripped DE Grey White Structure



- 13791132** Power Feed and Suspension Canopy Surface Round 2P Extruded Stripped DE Black Structure
- 13791136** Power Feed and Suspension Canopy Surface Round 2P Extruded Stripped DE Grey White Structure



- 13791232** Power Feed and Suspension Canopy Surface Round Extruded Stripped Trailing Edge DI 350mA Black Structure
- 13791236** Power Feed and Suspension Canopy Surface Round Extruded Stripped Trailing Edge DI 350mA Grey White Structure
- 13791332** Power Feed and Suspension Canopy Surface Round Extruded Stripped DALI/Push-Dim DI 350mA Black Structure
- 13791336** Power Feed and Suspension Canopy Surface Round Extruded Stripped DALI/Push-Dim DI 350mA Grey White Structure
- 13791432** Power Feed and Suspension Canopy Surface Round Extruded Stripped Trailing Edge DI 500mA Black Structure
- 13791436** Power Feed and Suspension Canopy Surface Round Extruded Stripped Trailing Edge DI 500mA Grey White Structure
- 13791532** Power Feed and Suspension Canopy Surface Round Extruded Stripped DALI/Push-Dim DI 500mA Black Structure
- 13791536** Power Feed and Suspension Canopy Surface Round Extruded Stripped DALI/Push-Dim DI 500mA Grey White Structure

- 13570632** Kompas Round Surface 340 DE Black Structure
- 13571209** Kompas Round Surface 340 50W 1-10V DI 500mA White Structure
- 13571232** Kompas Round Surface 340 50W 1-10V DI 500mA Black Structure
- 13571309** Kompas Round Surface 340 50W DALI DI 500mA White Structure
- 13571332** Kompas Round Surface 340 50W DALI DI 500mA Black Structure

- 13571409 Kompas Round Surface 340 100W Casambi DI 350mA White Structure
- 13571432 Kompas Round Surface 340 100W Casambi DI 350mA Black Structure
- 13571509 Kompas Round Surface 340 100W Casambi DI 500mA White Structure
- 13571532 Kompas Round Surface 340 100W Casambi DI 500mA Black Structure
- 13571609 Kompas Round Surface 340 50W Casambi DI 350mA White Structure
- 13571632 Kompas Round Surface 340 50W Casambi DI 350mA Black Structure
- 13571709 Kompas Round Surface 340 50W Casambi DI 500mA White Structure
- 13571732 Kompas Round Surface 340 50W Casambi DI 500mA Black Structure
- 13570009 Kompas Round Surface 340 60W Trailing Edge DI 350mA White Structure
- 13570032 Kompas Round Surface 340 60W Trailing Edge DI 350mA Black Structure
- 13570132 Kompas Round Surface 340 100W 1-10V DI 350mA Black Structure
- 13570209 Kompas Round Surface 340 100W DALI DI 350mA White Structure
- 13570232 Kompas Round Surface 340 100W DALI DI 350mA Black Structure
- 13570309 Kompas Round Surface 340 60W Trailing Edge DI 500mA White Structure
- 13570332 Kompas Round Surface 340 60W Trailing Edge DI 500mA Black Structure
- 13570409 Kompas Round Surface 340 100W 1-10V DI 500mA White Structure
- 13570432 Kompas Round Surface 340 100W 1-10V DI 500mA Black Structure
- 13570509 Kompas Round Surface 340 100W DALI DI 500mA White Structure
- 13570532 Kompas Round Surface 340 100W DALI DI 500mA Black Structure
- 13570609 Kompas Round Surface 340 DE White Structure
- 13570809 Kompas Round Surface 340 30W Trailing Edge DI 350mA White Structure
- 13570832 Kompas Round Surface 340 30W Trailing Edge DI 350mA Black Structure
- 13570909 Kompas Round Surface 340 50W 1-10V DI 350mA White Structure
- 13570932 Kompas Round Surface 340 50W 1-10V DI 350mA Black Structure
- 13571009 Kompas Round Surface 340 50W DALI DI 350mA White Structure
- 13571032 Kompas Round Surface 340 50W DALI DI 350mA Black Structure
- 13571109 Kompas Round Surface 340 30W Trailing Edge DI 500mA White Structure
- 13571132 Kompas Round Surface 340 30W Trailing Edge DI 500mA Black Structure
- 13570109 Kompas Round Surface 340 100W 1-10V DI 350mA White Structure

■ Choisir un accessoire requis