
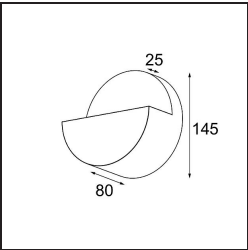


Date
Customer
Project
Type

Impulse Round Wall 1x IP44 LED 3000K DE Cast Grey Matt



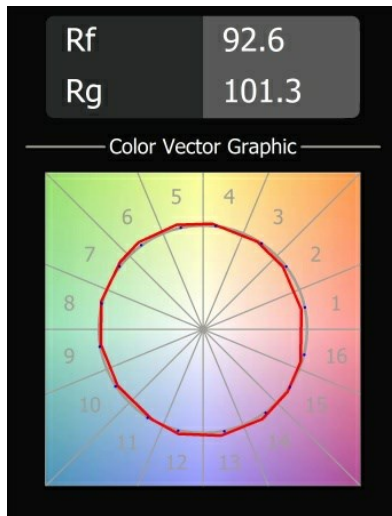
Impulse Round Wall expresses a unique experience in your space, where bows of shadow and light create depth and accentuate architectural features all around.



Specifications

Material	13770704	
Light Source Type	LED	
LED Type	LED PCB IMPULSE	
LED technology	LED PCB	
CRI	Min. 90	
Colour Temperature	3000K	
Lifetime	L80B10 @50,000 Hours	
Lamp Included	Yes	
Number of Light Sources	1	
CIE flux code	0 0 11 0 77	
Binning (SDCM)	3	
Light Direction	Up, Down	
Measured beam angle (°)	120.0	
Input Voltage	Constant Current Driver Required	
Electrical Class	III	
IP Rating	44	
Glow wire rating (°C)	960	
Indoor/Outdoor	Indoor	
Application	Wall	
Mounting	Surface	
Adjustability	Not Applicable	
Distance to Lighted Object (m)	0,1	
Primary Colour & Primary Finish	Cast Grey, Matt	
Gross weight (g)	880.0	
Drive current (mA)	350	500
Min. forward voltage (Vf)	10,8	10,8
Max. forward voltage (Vf)	12,0	12,0
Connected load (W)	3,8	5,5
Luminous flux per lamp (lm)	393	542
Efficacy (lm/W)	104	98
Glare rating	1	1

TM30 & CRI diagram



Light distribution & beam diagram

