
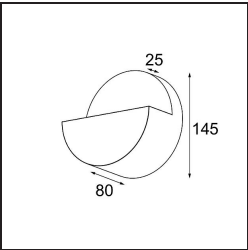


Date
Customer
Project
Type

Impulse Round Wall 1x LED 2700K Trailing Edge DI Cast Grey Matt



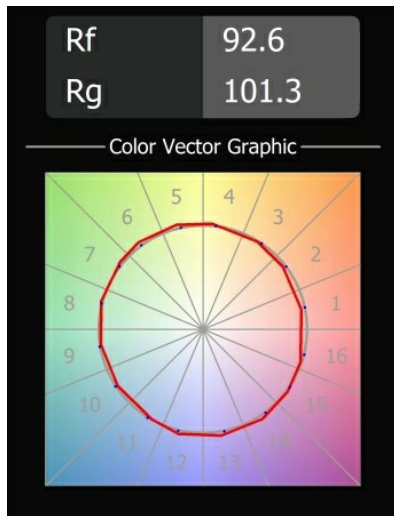
Impulse Round Wall expresses a unique experience in your space, where bows of shadow and light create depth and accentuate architectural features all around.



Specifications

Material	13770004
Light Source Type	LED
LED Type	LED PCB IMPULSE
LED technology	LED PCB
CRI	Min. 90
Colour Temperature	2700K
Lifetime	L80B10 @50,000 Hours
Lamp Included	Yes
Number of Light Sources	1
CIE flux code	0 0 11 0 77
Binning (SDCM)	3
Light Direction	Up, Down
Measured beam angle (°)	120.0
Input Voltage	230V
Luminaire power (W)	7.5
Electrical Class	I
IP Rating	20
Glow wire rating (°C)	960
Dimming Protocol	Trailing Edge
Indoor/Outdoor	Indoor
Application	Wall
Mounting	Surface
Adjustability	Not Applicable
Distance to Lighted Object (m)	0,1
Primary Colour & Primary Finish	Cast Grey, Matt
Gross weight (g)	963.0
Luminous flux per lamp (lm)	489
Efficacy (lm/W)	65
Glare rating	1

TM30 & CRI diagram



Light distribution & beam diagram

