
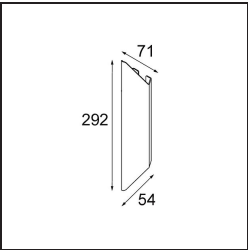


| |
|----------|
| Date |
| Customer |
| Project |
| Type |

Chival Wall Up/Down 2x LED 1800-3000K WD Trailing Edge DI Black Chrome



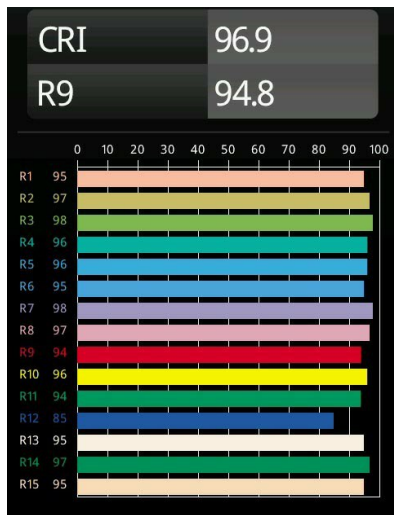
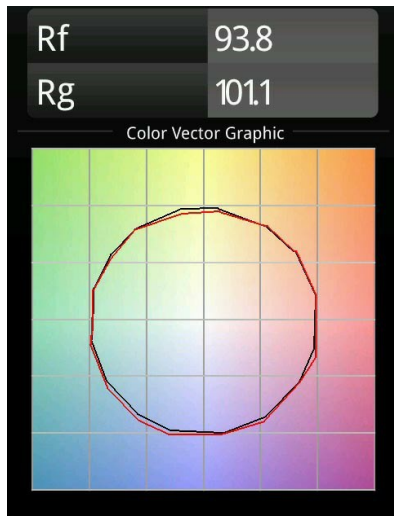
Formed by one single, pleated plate, Chival shows elements of sharp design and refined craftsmanship. Its up and down vertical light is a natural continuation of the shape, which was inspired by medieval coats of arms. Alone, Chival is beautiful and timeless. Try two or more, and you'll see a conversation of shadow, light and patterns taking shape.



Specifications

| | |
|---------------------------------|-----------------------|
| Material | 13760280 |
| Light Source Type | LED |
| LED Type | BRIDGELUX WARMDIM 4W |
| LED technology | LED COB |
| CRI | Min. 95 |
| Colour Temperature | 1800-3000K (Warm Dim) |
| Lifetime | L90B10 @50,000 Hours |
| Lamp Included | Yes |
| Number of Light Sources | 2 |
| CIE flux code | 87 96 99 50 54 |
| Binning (SDCM) | 3 |
| Light Direction | Up/Down |
| Optic | Collimator |
| Measured beam angle (°) | 44.0 |
| Input Voltage | 230V |
| Luminaire power (W) | 10.6 |
| Electrical Class | I |
| IP Rating | 20 |
| Glow wire rating (°C) | 960 |
| Dimming Protocol | Trailing Edge |
| Indoor/Outdoor | Indoor |
| Application | Wall |
| Mounting | Surface |
| Adjustability | Not Applicable |
| Distance to Lighted Object (m) | 0,1 |
| Primary Colour & Primary Finish | Black, Chrome |
| Gross weight (g) | 480.0 |
| Luminous flux per lamp (lm) | 467 |
| Efficacy (lm/W) | 44 |
| Glare rating | 26 |

TM30 & CRI diagram



Light distribution & beam diagram

